



SWISS  **TOOLS**[®]

S w i s s
KM MOD
0820



**NEW
DIGITAL**





FBHS / FBHO / EBUFF
Digitale Anzeigeeinheit
Digital display unit

Seite/page 5



FBHS-ER DIGITAL
Feinbohrkopf
Fine boring heads

Seite/page 12



FBHO-SS
Ausdrehkopf
Fine boring head

Seite/page 18



FBHS-KM
Feinbohrkopf
Fine boring heads

Seite/page 6



FBHS-SS
Feinbohrkopf
Fine boring heads

Seite/page 13



FBHO-SS DIGITAL
Ausdrehkopf
Fine boring head

Seite/page 18



FBHS-KM DIGITAL
Feinbohrkopf
Fine boring heads

Seite/page 7



FBHS-SS DIGITAL
Feinbohrkopf
Fine boring heads

Seite/page 13




FBHM-KM
Ausdrehkopf
Fine boring head

Seite/page 19



FBHS-HSK
Feinbohrkopf
Fine boring heads

Seite/page 8



FBHS-HSK
Schneidenträger
Insert holder

Seite/page 14



FBHM-HSK
Ausdrehkopf
Fine boring head

Seite/page 19



FBHS-HSK DIGITAL
Feinbohrkopf
Fine boring heads

Seite/page 9



FBHO-KM
Ausdrehkopf
Fine boring head

Seite/page 16



FBHM-DV(ISO)
Ausdrehkopf
Fine boring head

Seite/page 20



FBHS-SS
Feinbohrkopf
Fine boring heads

Seite/page 10



FBHO-KM DIGITAL
Ausdrehkopf
Fine boring head

Seite/page 16



FBHM-BT
Ausdrehkopf
Fine boring head

Seite/page 20



FBHS-SS DIGITAL
Feinbohrkopf
Fine boring heads

Seite/page 11



FBHO-HSK
Ausdrehkopf
Fine boring head

Seite/page 17



FBHM-CV(CAT)
Ausdrehkopf
Fine boring head

Seite/page 21



FBHS-ER
Feinbohrkopf
Fine boring heads

Seite/page 12



FBHO-HSK DIGITAL
Ausdrehkopf
Fine boring head

Seite/page 17



FBHO / FBHM

Universal Bohrstangen
Universal boring bars


Seite/page 22



FBHO / FBHM

AFM Bohrstangen
AFM boring bars

Seite/page 22



FBHO / FBHM

AFM Schneidträger
AFM insert holder

Seite/page 23



FBHM

Erweiterungs Brücken
Extension bridge

Seite/page 23



FBHM

Ausgleichsgewicht
Counter weight

Seite/page 23



FBHO / FBHM

Bohrkopf f. HM-Schäfte
Boring head f. carb. sh.

Seite/page 24



FBHO / FBHM

Hartmetallschäfte
Carbide shanks

Seite/page 24



FBHO / FBHM

Reduktionshülsen
Reduction sleeves

Seite/page 25



RBHT-KM
Bohrkopf zweischn.
Twin cutter

Seite/page 26



BT-KM
Brückenwerkzeug
Bridge tool

Seite/page 33



BT-EBURF
Bohrkopf 90°
Boring head 90°

Seite/page 37



RBHT-HSK
Bohrkopf zweischn.
Twin cutter

Seite/page 27



BT-HSK
Brückenwerkzeug
Bridge tool

Seite/page 33



BT-EBURF
Bohrkopf 70°
Boring head 70°

Seite/page 37



RBHT-ER
Bohrkopf zweischn.
Twin cutter

Seite/page 28



BT-CV/BT/DV
Brückenwerkzeug
Bridge tool

Seite/page 34



BT-EBUFF
Feinbohrkopf 90°
Fine boring head 90°

Seite/page 38




RBHT-SS
Bohrkopf zweischn.
Twin cutter

Seite/page 28+29



BT-EB
Erweiterungs Konsole
Extension bridge

Seite/page 35



BT-EBUCW
Ausgleichsgewicht
Counter weight

Seite/page 39



RBHT-MB/SYB/SDB
Schneidenträger
Insert holder

Seite/page 30+31



BT-EB
Erweiterungs Konsole
Extension bridge

Seite/page 36



BT-EBSLD
Brückenschlitten
Sliders

Seite/page 36

FBHS / FBHO / EBUFF

Digitale Anzeigeeinheit

- ein Display für alle Feinbohrköpfe
Ø 0.3 mm - 2205.0 mm
- Anzeige umkehrbar (Links-/ Rechtshänder)
- mm/inch umschaltbar
- Standard AAA Batterie zur Stromversorgung
- Display wird über Magnetkraft am Werkzeug gehalten
- Einstellgenauigkeit 0.001mm im Durchmesser
- direktes Wegmeßsystem (kein Umkehrspiel)
- keine Batterie und Auswerteelektronik im Werkzeug verbaut
- sehr einfache Bedienung
- digital und analog einsetzbar

Digital display unit

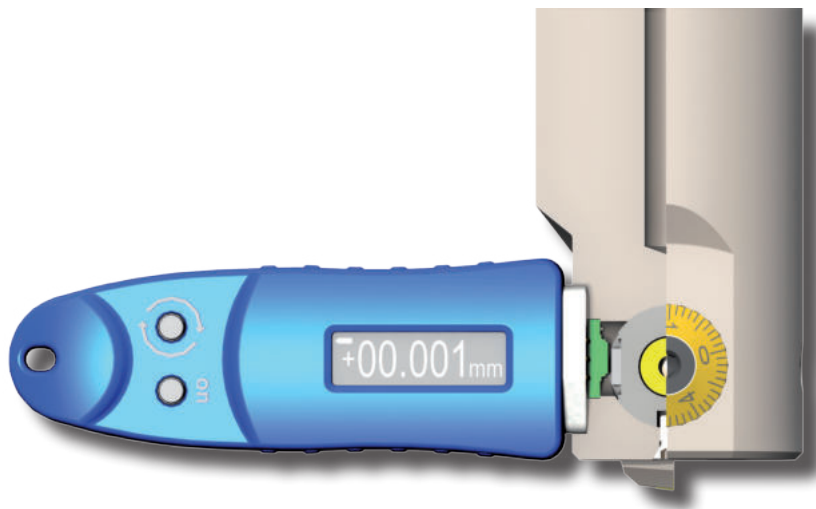
- one display for all fine boring heads
diameter 0.3 mm – 2205 mm
- display reversible (LH/RH)
- mm/inch switchable
- standard AAA battery required
- display unit will docked with magnetic forces at the tool
- 0.001 accuracy in diameter
- direct measurement system (no backlash)
- no battery and electronic evaluation unit inside the tool
- very easy operation
- for digital and analog use



Bestell-Nr. /
Order number

GH1.DA4.BG0.077

- Baumasse, Zubehör und Ersatzteile bleiben gleich
- Genauigkeit 0.001mm / dirktes Wegmesssystem (kein Umkehrspiel)
- die verwendete Hall Technologie ist sehr robust und unanfällig gegen Staub und Flüssigkeiten



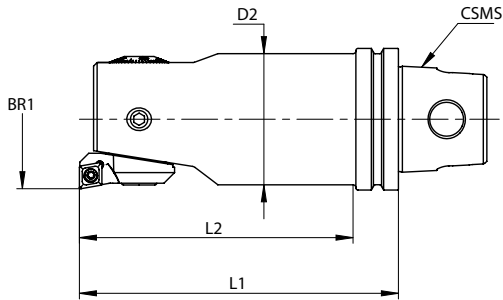
- no changes in shank dimensions, equipment or spare parts
- 0.001mm accuracy / dirct measurement system (no backlash)
- the used Hall technology is resilient and insusceptible against dust and fluids

FBHS-KM

Feinbohrköpfe

Fine boring heads

- DurchmesserEinstellung mit geringstem Umkehrspiel
- Zustellgenauigkeit von 0.002mm über Nonius im Durchmesser
- mit Innenkühlung
- diametrical adjustment nearly with-out reversal backlash
- 0.002mm diametrical adjustment by nonius
- with inner coolant supply



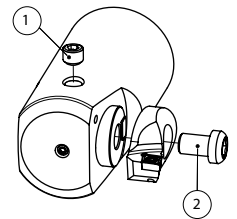
Bestell-Nr. / Order number	CSMS	BR1 min	BR1 max	L1	L2	D2	Schneidenträger / Insert holder	①	②
KM3.F20.024.090	KM32	23.9 29.9	31.1 37.1	90	76	22.5	T14.011.024.006 T14.011.030.006	Z00.304.004.003	Z00.314.004.006
KM3.F25.031.100	KM32	30.9 37.9	40.1 47.1	100	86	29	T14.013.031.006 T14.013.038.006	Z00.304.005.004	Z00.314.005.008
KM4.F32.040.090	KM40	39.9 47.9	51.1 59.1	90	74	37	T14.017.040.006 T14.017.048.006	Z00.304.006.005	Z00.314.006.010
KM5.F42.051.090	KM50	50.9 64.9	67.1 81.1	90	70	47	T14.022.051.006 T14.022.065.006	Z00.304.008.006	Z00.314.008.012
KM5.F55.067.100	KM50	66.9 66.9 84.9	87.1 87.1 105.1	100	100	59	T14.030.067.009 T14.030.067.006 T14.030.085.006/9	Z00.304.010.010	Z00.314.010.016
KM5.F72.087.120	KM50	86.9 86.9 104.9	116.1 116.1 134.1	120	120	72	T14.030.067.009 T14.030.067.006 T14.030.085.006/9	Z00.304.010.018	Z00.314.010.016
KM6.F72.087.120	KM63UT	86.9 104.9	116.1 134.1	120	120	72	T14.030.067.009 T14.030.067.006 T14.030.085.006/9	Z00.304.010.018	Z00.314.010.016
KM6.F94.116.150	KM63UT	115.9 115.9 133.9 153.9 165.9*	153.1 153.1 171.1 191.1 203.1*	150	150	94	T14.030.067.009 T14.030.067.006 T14.030.085.006/9 T14.726.003.009 T14.726.003.009*	Z00.304.010.030	Z00.314.010.016

- Schneidenträger müssen separat bestellt werden
- insert holders must be ordered separately

* Hinweis: Dieser Ausdrehbereich wird erreicht mit dem Schneidenträger T14.726.003.009 in Kombination mit dem Distanzstück Z00.803.001.006.



* Note: For this diameter range the insert holder T14.726.003.009 and the adapter Z00.803.001.006 is required.



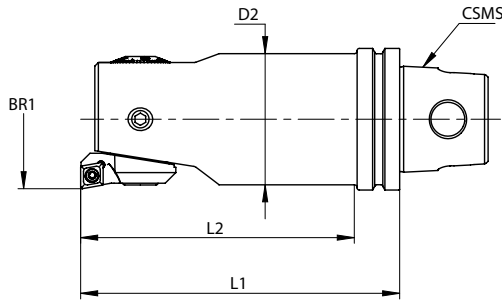
FBHS-KM DIGITAL

Feinbohrköpfe

Fine boring heads

- DurchmesserEinstellung mit geringstem Umkehrspiel
- Zustellgenauigkeit von 0.002mm über Nonius im Durchmesser
- mit Innenkühlung
- diametrical adjustment nearly with-out reversal backlash
- 0.002mm diametrical adjustment by nonius
- with inner coolant supply

**NEW
DIGITAL**



Bestell-Nr. / Order number	CSMS	BR1 min	BR1 max	L1	L2	D2	Schneidenträger / Insert holder	①	②
KM3.F20.024.090-D	KM32	23.9	31.1	90	76	22.5	T14.011.024.006	Z00.304.004.003	Z00.314.004.006
		29.9	37.1				T14.011.030.006		
KM3.F25.031.100-D	KM32	30.9	40.1	100	86	29	T14.013.031.006	Z00.304.005.004	Z00.314.005.008
		37.9	47.1				T14.013.038.006		
KM4.F32.040.090-D	KM40	39.9	51.1	90	74	37	T14.017.040.006	Z00.304.006.005	Z00.314.006.010
		47.9	59.1				T14.017.048.006		
KM5.F42.051.090-D	KM50	50.9	67.1	90	70	47	T14.022.051.006	Z00.304.008.006	Z00.314.008.012
		64.9	81.1				T14.022.065.006		
KM5.F55.067.100-D	KM50	66.9	87.1	100	100	59	T14.030.067.009	Z00.304.010.010	Z00.314.010.016
		66.9	87.1				T14.030.067.006		
		84.9	105.1				T14.030.085.006/9		
KM5.F72.087.120-D	KM50	86.9	116.1	120	120	72	T14.030.067.009	Z00.304.010.018	Z00.314.010.016
		86.9	116.1				T14.030.067.006		
		104.9	134.1				T14.030.085.006/9		
KM6.F72.087.120-D	KM63UT	86.9	116.1	120	120	72	T14.030.067.009	Z00.304.010.018	Z00.314.010.016
		86.9	116.1				T14.030.067.006		
		104.9	134.1				T14.030.085.006/9		
KM6.F94.116.150-D	KM63UT	115.9	153.1	150	150	94	T14.030.067.009	Z00.304.010.030	Z00.314.010.016
		115.9	153.1				T14.030.067.006		
		133.9	171.1				T14.030.085.006/9		
		153.9	191.1				T14.726.003.009		
		165.9*	203.1*				T14.726.003.009*		

- Schneidenträger müssen separat bestellt werden
- insert holders must be ordered separately

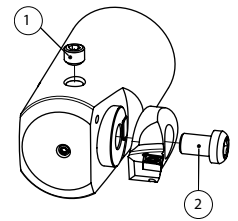
* Hinweis: Dieser Ausdrehbereich wird erreicht mit dem Schneidenträger T14.726.003.009 in Kombination mit dem Distanzstück Z00.803.001.006.



* Note: For this diameter range the insert holder T14.726.003.009 and the adapter Z00.803.001.006 is required.



- Anzeigeeinheit muss separat bestellt werden siehe Seite 3 (GH1.DA4.BG0.077).
- Display unit must be ordered separately see page 3 (GH1.DA4.BG0.077).


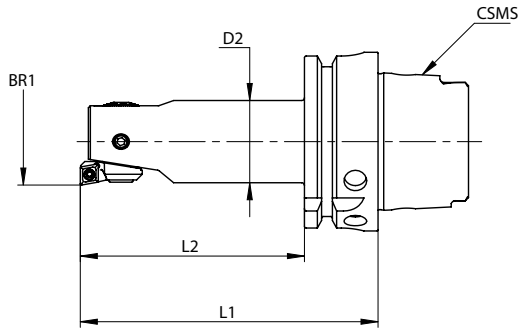




FBHS-HSK

Feinbohrköpfe

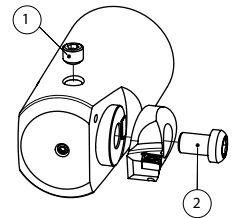
Fine boring heads

- Durchmessereinstellung mit geringstem Umkehrspiel
- Zustellgenauigkeit von 0.002mm über Nonius im Durchmesser
- mit Innenkühlung
- diametrical adjustment nearly with-out reversal backlash
- 0.002mm diametrical adjustment by nonius
- with inner coolant supply



Bestell-Nr. / Order number	CSMS	BR1 min	BR1 max	L1	L2	D2	Schneidenträger / Insert holder	① 	② 
HA6.F20.024.090	HSK63A	23.9 29.9	31.1 37.1	90	61	22.5	T14.011.024.006 T14.011.030.006	Z00.304.004.003	Z00.314.004.006
HA6.F25.031.105	HSK63A	30.9 37.9	40.1 47.1	105	76	29	T14.013.031.006 T14.013.038.006	Z00.304.005.004	Z00.314.005.008
HA6.F32.040.110	HSK63A	39.9 47.9	51.1 59.1	110	81	37	T14.017.040.006 T14.017.048.006	Z00.304.006.005	Z00.314.006.010
HA6.F42.051.120	HSK63A	50.9 64.9	67.1 81.1	120	91	47	T14.022.051.006 T14.022.065.006	Z00.304.008.006	Z00.314.008.012
HA6.F55.067.125	HSK63A	66.9 84.9	87.1 105.1	125	99	59	T14.030.067.009 T14.030.067.006 T14.030.085.006/9	Z00.304.010.010	Z00.314.010.016
HA6.F72.087.145	HSK63A	86.9 104.9	116.1 134.1	145	145	72	T14.030.067.009 T14.030.067.006 T14.030.085.006/9	Z00.304.010.018	Z00.314.010.016

- Schneidenträger müssen separat bestellt werden
- insert holders must be ordered separately




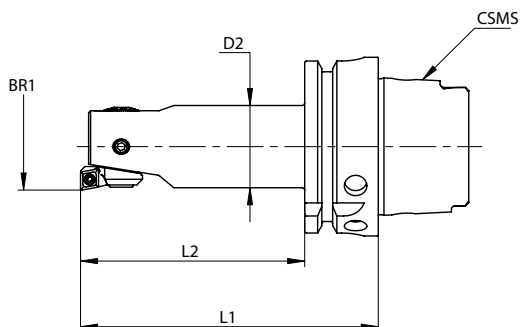
FBHS-HSK DIGITAL

Feinbohrköpfe

Fine boring heads

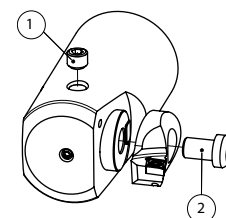
- Durchmessereinstellung mit geringstem Umkehrspiel
- Zustellgenauigkeit von 0.002mm über Nonius im Durchmesser
- mit Innenkühlung
- diametrical adjustment nearly with-out reversal backlash
- 0.002mm diametrical adjustment by nonius
- with inner coolant supply

**NEW
DIGITAL**



Bestell-Nr. / Order number	CSMS	BR1 min	BR1 max	L1	L2	D2	Schneidenträger / Insert holder	①	②
HA6.F20.024.090-D	HSK63A	23.9 29.9	31.1 37.1	90	61	22.5	T14.011.024.006 T14.011.030.006	Z00.304.004.003	Z00.314.004.006
HA6.F25.031.105-D	HSK63A	30.9 37.9	40.1 47.1	105	76	29	T14.013.031.006 T14.013.038.006	Z00.304.005.004	Z00.314.005.008
HA6.F32.040.110-D	HSK63A	39.9 47.9	51.1 59.1	110	81	37	T14.017.040.006 T14.017.048.006	Z00.304.006.005	Z00.314.006.010
HA6.F42.051.120-D	HSK63A	50.9 64.9	67.1 81.1	120	91	47	T14.022.051.006 T14.022.065.006	Z00.304.008.006	Z00.314.008.012
HA6.F55.067.125-D	HSK63A	66.9 84.9	87.1 105.1	125	99	59	T14.030.067.009 T14.030.067.006 T14.030.085.006/9	Z00.304.010.010	Z00.314.010.016
HA6.F72.087.145-D	HSK63A	86.9 104.9	116.1 134.1	145	145	72	T14.030.067.009 T14.030.067.006 T14.030.085.006/9	Z00.304.010.018	Z00.314.010.016

- Schneidenträger müssen separat bestellt werden
- Anzeigeeinheit muss separat bestellt werden siehe Seite 3 (GH1.DA4.BG0.077).
- insert holders must be ordered separately
- Display unit must be ordered separately see page 3 (GH1.DA4.BG0.077).


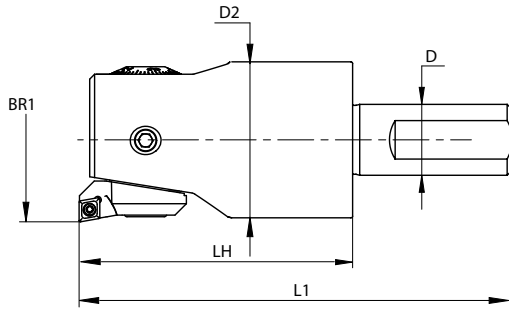


FBHS-SS

Feinbohrköpfe

Fine boring heads

- Durchmessereinstellung mit geringstem Umkehrspiel
- Zustellgenauigkeit von 0.002mm über Nonius im Durchmesser
- mit Innenkühlung
- diametrical adjustment nearly with-out reversal backlash
- 0.002mm diametrical adjustment by nonius
- with inner coolant supply



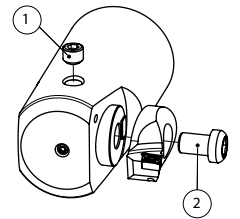
Bestell-Nr. / Order number	D	BR1 min	BR1 max	LH	L1	D2	Schneidträger / Insert holder	①	②
W19.F20.024.150	19.1 (0.75")	23.9 29.9	31.1 37.1	42	150	22.5	T14.011.024.006 T14.011.030.006	Z00.304.004.003	Z00.314.004.006
W26.F25.031.170	25.4 (1.00")	30.9 37.9	40.1 47.1	47	170	29	T14.013.031.006 T14.013.038.006	Z00.304.005.004	Z00.314.005.008
W31.F32.040.190	31.8 (1.25")	39.9 47.9	51.1 59.1	53	190	37	T14.017.040.006 T14.017.048.006	Z00.304.006.005	Z00.314.006.010
W26.F42.051.090	25.4 (1.00")	50.9 64.9	67.1 81.1	90	146	47	T14.022.051.006 T14.022.065.006	Z00.304.008.006	Z00.314.008.012
W31.F55.067.100	31.8 (1.25")	66.9 66.9 84.9	87.1 87.1 105.1	100	161	59	T14.030.067.009 T14.030.067.006 T14.030.085.006/9	Z00.304.010.010	Z00.314.010.016
W38.F72.087.120	38.1 (1.50")	86.9 86.9 104.9	116.1 116.1 134.1	120	192	72	T14.030.067.009 T14.030.067.006 T14.030.085.006/9	Z00.304.010.018	Z00.314.010.016
W51.F94.116.150	50.8 (2.00")	115.9 115.9 133.9 153.9 165.9*	153.1 153.1 171.1 191.1 203.1*	150	236	94	T14.030.067.009 T14.030.067.006 T14.030.085.006/9 T14.726.003.009 T14.726.003.009*	Z00.304.010.030	Z00.314.010.016

- Schneidträger müssen separat bestellt werden
- insert holders must be ordered separately

* Hinweis: Dieser Ausdrehbereich wird erreicht mit dem Schneidträger T14.726.003.009 in Kombination mit dem Distanzstück Z00.803.001.006.



* Note: For this diameter range the insert holder T14.726.003.009 and the adapter Z00.803.001.006 is required.

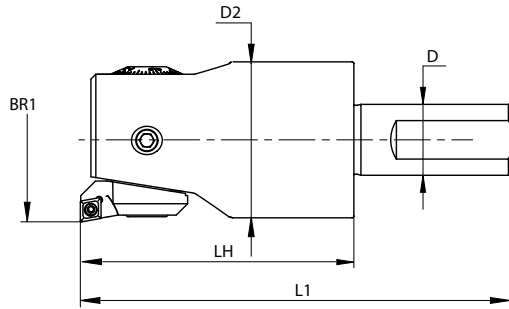


FBHS-SS DIGITAL


Feinbohrköpfe

Fine boring heads

- Durchmessereinstellung mit geringstem Umkehrspiel
- Zustellgenauigkeit von 0.002mm über Nonius im Durchmesser
- mit Innenkühlung
- diametrical adjustment nearly with-out reversal backlash
- 0.002mm diametrical adjustment by nonius
- with inner coolant supply



**NEW
DIGITAL**



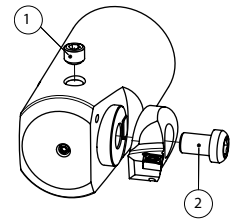
Bestell-Nr. / Order number	D	BR1 min	BR1 max	LH	L1	D2	Schneidträger / Insert holder	①	②
W19.F20.024.150-D	19.1 (0.75")	23.9 29.9	31.1 37.1	42	150	22.5	T14.011.024.006 T14.011.030.006	Z00.304.004.003	Z00.314.004.006
W26.F25.031.170-D	25.4 (1.00")	30.9 37.9	40.1 47.1	47	170	29	T14.013.031.006 T14.013.038.006	Z00.304.005.004	Z00.314.005.008
W31.F32.040.190-D	31.8 (1.25")	39.9 47.9	51.1 59.1	53	190	37	T14.017.040.006 T14.017.048.006	Z00.304.006.005	Z00.314.006.010
W26.F42.051.090-D	25.4 (1.00")	50.9 64.9	67.1 81.1	90	146	47	T14.022.051.006 T14.022.065.006	Z00.304.008.006	Z00.314.008.012
W31.F55.067.100-D	31.8 (1.25")	66.9 66.9 84.9	87.1 87.1 105.1	100	161	59	T14.030.067.009 T14.030.067.006 T14.030.085.006/9	Z00.304.010.010	Z00.314.010.016
W38.F72.087.120-D	38.1 (1.50")	86.9 86.9 104.9	116.1 116.1 134.1	120	192	72	T14.030.067.009 T14.030.067.006 T14.030.085.006/9	Z00.304.010.018	Z00.314.010.016
W51.F94.116.150-D	50.8 (2.00")	115.9 115.9 133.9 153.9 165.9*	153.1 153.1 171.1 191.1 203.1*	150	236	94	T14.030.067.009 T14.030.067.006 T14.030.085.006/9 T14.726.003.009 T14.726.003.009*	Z00.304.010.030	Z00.314.010.016

- Schneidträger müssen separat bestellt werden
- insert holders must be ordered separately

- * Hinweis: Dieser Ausdrehbereich wird erreicht mit dem Schneidträger T14.726.003.009 in Kombination mit dem Distanzstück Z00.803.001.006.
- * Note: For this diameter range the insert holder T14.726.003.009 and the adapter Z00.803.001.006 is required.



- Anzeigeeinheit muss separat bestellt werden siehe Seite 3 (GH1.DA4.BG0.077).
- Display unit must be ordered separately see page 3 (GH1.DA4.BG0.077).

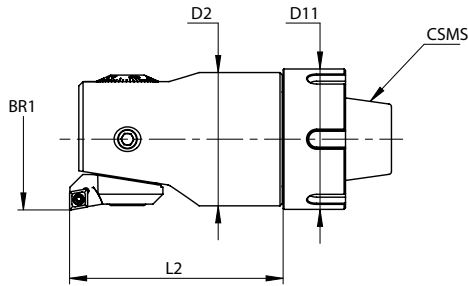


FBHS-ER

Feinbohrköpfe

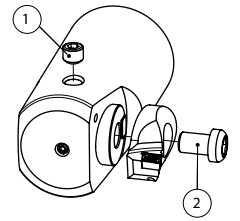
Fine boring heads

- Durchmessereinstellung mit geringstem Umkehrspiel
- Zustellgenauigkeit von 0.002mm über Nonius im Durchmesser
- mit Innenkühlung
- diametrical adjustment nearly with-out reversal backlash
- 0.002mm diametrical adjustment by nonius
- with inner coolant supply



Bestell-Nr. / Order number	CSMS	BR1 min	BR1 max	D11	L2	D2	Schneidträger / Insert holder	①	②
E25.F32.040.065	ER25	39.9 47.9	51.1 59.1	39	65.5	37	T14.017.040.006 T14.017.048.006	Z00.304.006.005	Z00.314.006.010
E32.F42.051.075	ER32	50.9 64.9	67.1 81.1	49.5	75.5	47	T14.022.051.006 T14.022.065.006	Z00.304.008.006	Z00.314.008.012
E40.F55.067.085	ER40	66.9 66.9 84.9	87.1 87.1 105.1	62.7	85.5	59	T14.030.067.009 T14.030.067.006 T14.030.085.006/9	Z00.304.010.010	Z00.314.010.016

- Schneidträger müssen separat bestellt werden
- insert holders must be ordered separately

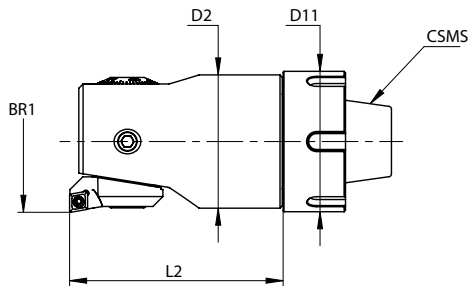


FBHS-ER DIGITAL

Feinbohrköpfe

Fine boring heads

- Durchmessereinstellung mit geringstem Umkehrspiel
- Zustellgenauigkeit von 0.002mm über Nonius im Durchmesser
- mit Innenkühlung
- diametrical adjustment nearly with-out reversal backlash
- 0.002mm diametrical adjustment by nonius
- with inner coolant supply



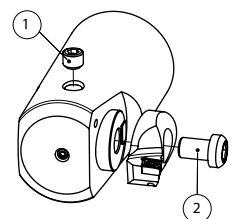
NEW DIGITAL



Bestell-Nr. / Order number	CSMS	BR1 min	BR1 max	D11	L2	D2	Schneidträger / Insert holder	①	②
E25.F32.040.065-D	ER25	39.9 47.9	51.1 59.1	39	65.5	37	T14.017.040.006 T14.017.048.006	Z00.304.006.005	Z00.314.006.010
E32.F42.051.075-D	ER32	50.9 64.9	67.1 81.1	49.5	75.5	47	T14.022.051.006 T14.022.065.006	Z00.304.008.006	Z00.314.008.012
E40.F55.067.085-D	ER40	66.9 66.9 84.9	87.1 87.1 105.1	62.7	85.5	59	T14.030.067.009 T14.030.067.006 T14.030.085.006/9	Z00.304.010.010	Z00.314.010.016

- Schneidträger müssen separat bestellt werden
- insert holders must be ordered separately

- Anzeigeeinheit muss separat bestellt werden siehe Seite 3 (GH1.DA4.BG0.077).
- Display unit must be ordered separately see page 3 (GH1.DA4.BG0.077).

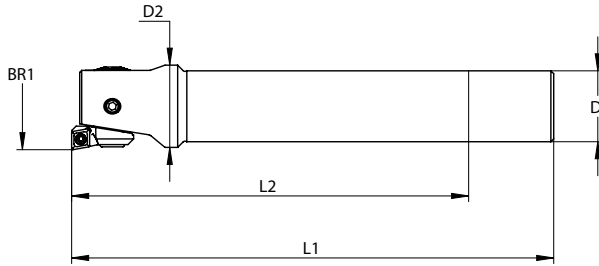


FBHS-SS

Feinbohrköpfe

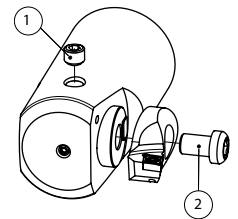
Fine boring heads

- Durchmessereinstellung mit geringstem Umkehrspiel
- Zustellgenauigkeit von 0.002mm über Nonius im Durchmesser
- mit Innenkühlung
- diametrical adjustment nearly with-out reversal backlash
- 0.002mm diametrical adjustment by nonius
- with inner coolant supply



Bestell-Nr. / Order number	D	BR1 min	BR1 max	L1	L2	D2	Schneidenträger / Insert holder	(1)	(2)
U20.F20.024.150	20	23.9 29.9	31.1 37.1	150	120	22.5	T14.011.024.006* T14.011.030.006	Z00.304.004.003	Z00.314.004.006
U25.F25.031.170	25	30.9 37.9	40.1 47.1	170	140	29	T14.013.031.006* T14.013.038.006	Z00.304.005.004	Z00.314.005.008

- Schneidenträger müssen separat bestellt werden
- insert holders must be ordered separately

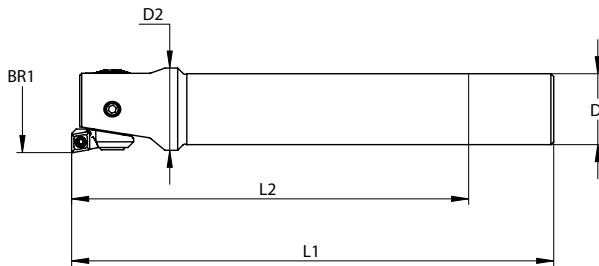


FBHS-SS DIGITAL

Feinbohrköpfe

Fine boring heads

- Durchmessereinstellung mit geringstem Umkehrspiel
- Zustellgenauigkeit von 0.002mm über Nonius im Durchmesser
- mit Innenkühlung
- diametrical adjustment nearly with-out reversal backlash
- 0.002mm diametrical adjustment by nonius
- with inner coolant supply

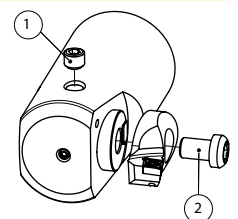


NEW DIGITAL



Bestell-Nr. / Order number	D	BR1 min	BR1 max	L1	L2	D2	Schneidenträger / Insert holder	(1)	(2)
U20.F20.024.150-D	20	23.9 29.9	31.1 37.1	150	120	22.5	T14.011.024.006* T14.011.030.006	Z00.304.004.003	Z00.314.004.006
U25.F25.031.170-D	25	30.9 37.9	40.1 47.1	170	140	29	T14.013.031.006* T14.013.038.006	Z00.304.005.004	Z00.314.005.008

- Schneidenträger müssen separat bestellt werden
- insert holders must be ordered separately
- Anzeigeeinheit muss separat bestellt werden siehe Seite 3 (GH1.DA4.BG0.077).
- Display unit must be ordered separately see page 3 (GH1.DA4.BG0.077).



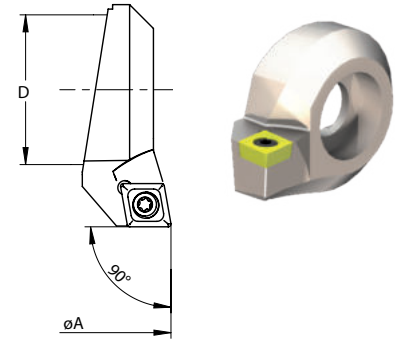
FBHS


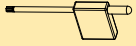
Schneidenträger 90°

- für die Verwendung in Feinbohrköpfen der Serie FBHS

Insert holders 90°

- for use in fine boring heads from serie FBHS



Bestell-Nr. / Order number	A min	A max	D	Wendeplatte / Insert	Torx		
T14.011.024.006	23.9	31.1	11	CC .. 06 02 ..	T7	Z00.254.025.006	Z00.254.007.000
T14.011.030.006	29.9	37.1	11	CC .. 06 02 ..	T7	Z00.254.025.006	Z00.254.007.000
T14.013.031.006	30.9	40.1	13	CC .. 06 02 ..	T7	Z00.254.025.006	Z00.254.007.000
T14.013.038.006	37.9	47.1	13	CC .. 06 02 ..	T7	Z00.254.025.006	Z00.254.007.000
T14.017.040.006	39.9	51.1	17	CC .. 06 02 ..	T7	Z00.254.025.006	Z00.254.007.000
T14.017.048.006	47.9	59.1	17	CC .. 06 02 ..	T7	Z00.254.025.006	Z00.254.007.000
T14.022.051.006	50.9	67.1	22	CC .. 06 02 ..	T7	Z00.254.025.006	Z00.254.007.000
T14.022.065.006	64.9	81.1	22	CC .. 06 02 ..	T7	Z00.254.025.006	Z00.254.007.000
T14.030.067.006	66.9	87.1	30	CC .. 06 02 ..	T7	Z00.254.025.006	Z00.254.007.000
T14.030.067.009	66.9	87.1	30	CC .. 09 T3 ..	T15	Z00.254.040.009	Z00.254.009.000
T14.030.085.006	84.9	105.1	30	CC .. 06 02 ..	T7	Z00.254.025.006	Z00.254.007.000
T14.030.085.009	84.9	105.1	30	CC .. 09 T3 ..	T15	Z00.254.040.009	Z00.254.009.000
T14.030.067.006	86.9	116.1	30	CC .. 06 02 ..	T7	Z00.254.025.006	Z00.254.007.000
T14.030.067.009	86.9	116.1	30	CC .. 09 T3 ..	T15	Z00.254.040.009	Z00.254.009.000
T14.030.085.006	104.9	134.1	30	CC .. 06 02 ..	T7	Z00.254.025.006	Z00.254.007.000
T14.030.085.009	104.9	134.1	30	CC .. 09 T3 ..	T15	Z00.254.040.009	Z00.254.009.000
T14.030.067.006	115.9	153.1	30	CC .. 06 02 ..	T7	Z00.254.025.006	Z00.254.007.000
T14.030.067.009	115.9	153.1	30	CC .. 09 T3 ..	T15	Z00.254.040.009	Z00.254.009.000
T14.030.085.006	133.9	171.1	30	CC .. 06 02 ..	T7	Z00.254.025.006	Z00.254.007.000
T14.030.085.009	133.9	171.1	30	CC .. 09 T3 ..	T15	Z00.254.040.009	Z00.254.009.000
T14.726.003.009	153.9	191.1	30	CC .. 09 T3 ..	T15	Z00.254.040.009	Z00.254.009.000

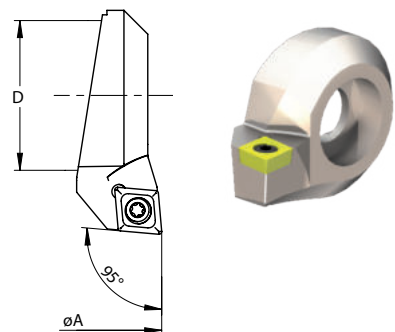
FBHS


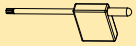
Schneidenträger 95°

- für die Verwendung in Feinbohrköpfen der Serie FBHS

Insert holders 95°

- for use in fine boring heads from serie FBHS



Bestell-Nr. / Order number	A min	A max	D	Wendeplatte / Insert	Torx		
T15.011.024.006	23.9	31.1	11	CC .. 06 02 ..	T7	Z00.254.025.006	Z00.254.007.000
T15.013.031.006	30.9	40.1	13	CC .. 06 02 ..	T7	Z00.254.025.006	Z00.254.007.000
T15.017.040.006	39.9	51.1	17	CC .. 06 02 ..	T7	Z00.254.025.006	Z00.254.007.000
T15.022.051.006	50.9	67.1	22	CC .. 06 02 ..	T7	Z00.254.025.006	Z00.254.007.000
T15.030.067.009	66.9	87.1	30	CC .. 09 T3 ..	T15	Z00.254.040.009	Z00.254.009.000
T15.030.067.009	86.9	116.1	30	CC .. 09 T3 ..	T15	Z00.254.040.009	Z00.254.009.000
T15.030.067.009	115.9	153.1	30	CC .. 09 T3 ..	T15	Z00.254.040.009	Z00.254.009.000

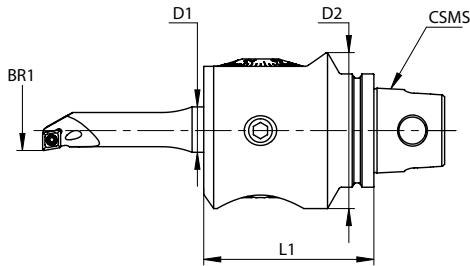
FBHO-KM

Ausdrehköpfe ø3-88.1

- Durchmessereinstellung mit geringstem Umkehrspiel
- Zustellgenauigkeit von 0.01mm resp. über Nonius 0.002mm im Durchmesser
- mit Innenkühlung
- Ausdrehstähle einschiebbar

Fine boring heads ø3-88.1

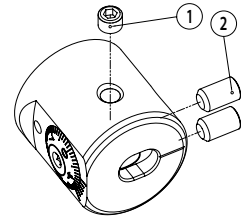
- diametrical adjustment with maximal reduced reversal backlash
- 0.01mm diametrical adjustment resp. 0.002mm by nonius
- with inner coolant supply
- boring bars length adjustable



Bestell-Nr. / Order number	CSMS	BR1 min	BR1 max	L1	D1	D2	①	②
KM4.A55.016.060	KM40	3.0	88.1	60	16	55	Z00.204.010.008	Z00.204.010.016
KM5.A55.016.070	KM50	3.0	88.1	70	16	55	Z00.204.010.008	Z00.204.010.016

- Bohrstangen müssen separat bestellt werden

- boring bars must be ordered separately



FBHO-KM DIGITAL

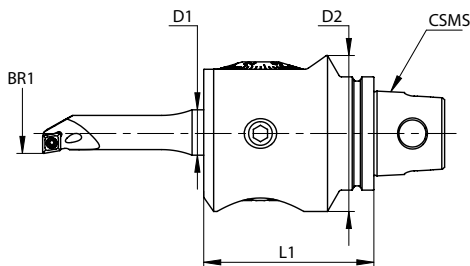
Ausdrehköpfe ø3-88.1

- Durchmessereinstellung mit geringstem Umkehrspiel
- Zustellgenauigkeit von 0.01mm resp. über Nonius 0.002mm im Durchmesser
- mit Innenkühlung
- Ausdrehstähle einschiebbar

Fine boring heads ø3-88.1

- diametrical adjustment with maximal reduced reversal backlash
- 0.01mm diametrical adjustment resp. 0.002mm by nonius
- with inner coolant supply
- boring bars length adjustable

**NEW
DIGITAL**



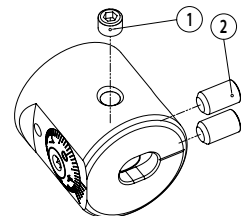
Bestell-Nr. / Order number	CSMS	BR1 min	BR1 max	L1	D1	D2	①	②
KM4.A55.016.060-D	KM40	3.0	88.1	60	16	55	Z00.204.010.008	Z00.204.010.016
KM5.A55.016.070-D	KM50	3.0	88.1	70	16	55	Z00.204.010.008	Z00.204.010.016

- Bohrstangen müssen separat bestellt werden

- boring bars must be ordered separately

- Anzeigeeinheit muss separat bestellt werden siehe Seite 3 (GH1.DA4.BG0.077).

- Display unit must be ordered separately see page 3 (GH1.DA4.BG0.077).


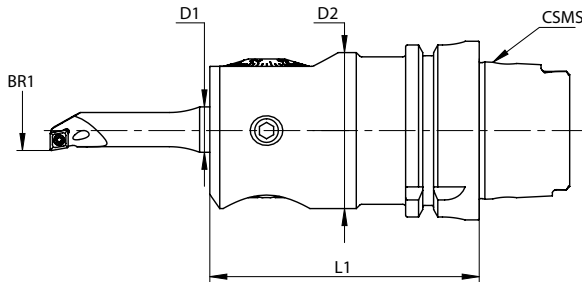


FBHO-HSK

Ausdrehköpfe ø3-88.1

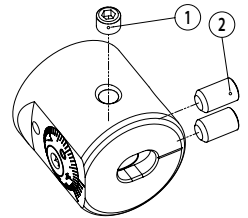
Fine boring heads ø3-88.1

- Durchmessereinstellung mit geringstem Umkehrspiel
- Zustellgenauigkeit von 0.01mm resp. über Nonius 0.002mm im Durchmesser
- mit Innenkühlung
- Ausdrehstäbe einschiebbar
- diametrical adjustment with maximal reduced reversal backlash
- 0.01mm diametrical adjustment resp. 0.002mm by nonius
- with inner coolant supply
- boring bars length adjustable



Bestell-Nr. / Order number	CSMS	BR1 min	BR1 max	L1	D1	D2	①	②
M08.806.055.095	HSK63A	3.0	88.1	95	16	55	Z00.204.010.008	Z00.204.010.016

- Bohrstangen müssen separat bestellt werden
- boring bars must be ordered separately

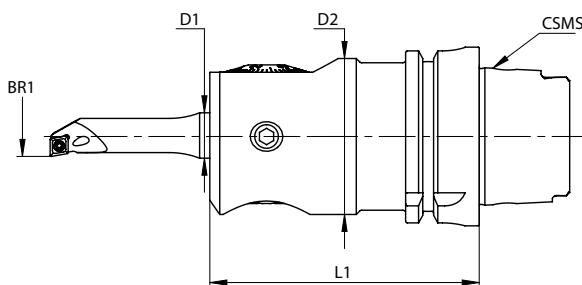


FBHO-HSK DIGITAL

Ausdrehköpfe ø3-88.1

Fine boring heads ø3-88.1

- Durchmessereinstellung mit geringstem Umkehrspiel
- Zustellgenauigkeit von 0.01mm resp. über Nonius 0.002mm im Durchmesser
- mit Innenkühlung
- Ausdrehstäbe einschiebbar
- diametrical adjustment with maximal reduced reversal backlash
- 0.01mm diametrical adjustment resp. 0.002mm by nonius
- with inner coolant supply
- boring bars length adjustable



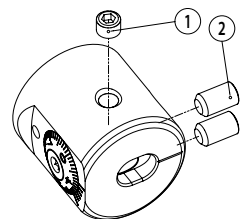
NEW DIGITAL



Bestell-Nr. / Order number	CSMS	BR1 min	BR1 max	L1	D1	D2	①	②
M08.806.055.095-D	HSK63A	3.0	88.1	95	16	55	Z00.204.010.008	Z00.204.010.016

- Bohrstangen müssen separat bestellt werden
- boring bars must be ordered separately

- Anzeigeeinheit muss separat bestellt werden siehe Seite 3 (GH1.DA4.BG0.077).
- Display unit must be ordered separately see page 3 (GH1.DA4.BG0.077).




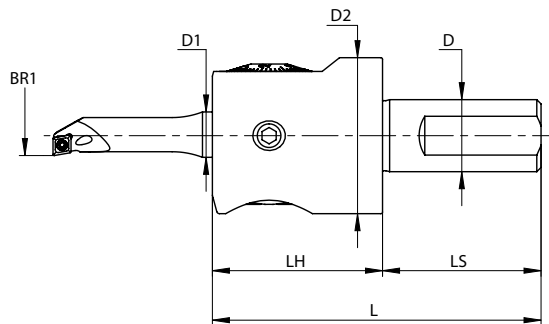
FBHO-SS

Ausdrehköpfe ø3-88.1

- Durchmessereinstellung mit geringstem Umkehrspiel
- Zustellgenauigkeit von 0.01mm resp. über Nonius 0.002mm im Durchmesser
- mit Innenkühlung
- Ausdrehstähle einschiebbar

Fine boring heads ø3-88.1

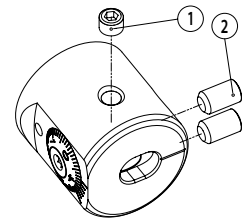
- diametrical adjustment with maximal reduced reversal backlash
- 0.01mm diametrical adjustment resp. 0.002mm by nonius
- with inner coolant supply
- boring bars length adjustable



Bestell-Nr. / Order number	D	BR1 min	BR1 max	L	D1	D2	LH	LS	①	②
W26.A55.016.060	25.4 (1.00")	3.0	88.1	116	16	55	60	56	Z00.204.010.008	Z00.204.010.016
W38.A55.016.060	38.1 (1.50")	3.0	88.1	131	16	55	60	72	Z00.204.010.008	Z00.204.010.016

- Bohrstangen müssen separat bestellt werden

- boring bars must be ordered separately



FBHO-SS DIGITAL


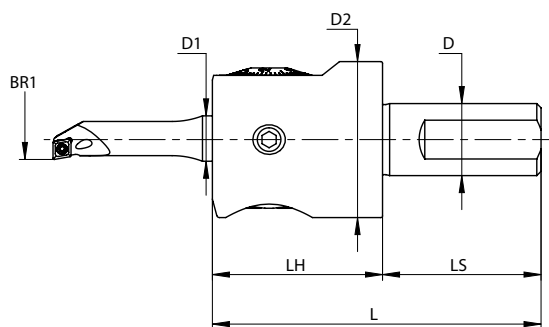
Ausdrehköpfe ø3-88.1

- Durchmessereinstellung mit geringstem Umkehrspiel
- Zustellgenauigkeit von 0.01mm resp. über Nonius 0.002mm im Durchmesser
- mit Innenkühlung
- Ausdrehstähle einschiebbar

Fine boring heads ø3-88.1

- diametrical adjustment with maximal reduced reversal backlash
- 0.01mm diametrical adjustment resp. 0.002mm by nonius
- with inner coolant supply
- boring bars length adjustable

NEW DIGITAL



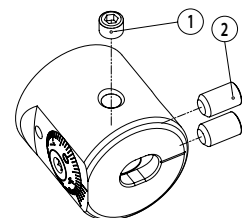
Bestell-Nr. / Order number	D	BR1 min	BR1 max	L	D1	D2	LH	LS	①	②
W26.A55.016.060-D	25.4 (1.00")	3.0	88.1	116	16	55	60	56	Z00.204.010.008	Z00.204.010.016
W38.A55.016.060-D	38.1 (1.50")	3.0	88.1	131	16	55	60	72	Z00.204.010.008	Z00.204.010.016

- Bohrstangen müssen separat bestellt werden

- boring bars must be ordered separately

- Anzeigeeinheit muss separat bestellt werden siehe Seite 3 (GH1.DA4.BG0.077).

- Display unit must be ordered separately see page 3 (GH1.DA4.BG0.077).



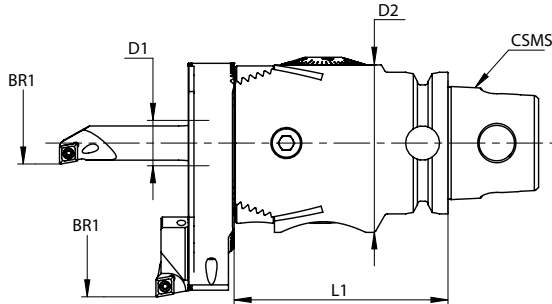
FBHM-KM

Ausdrehköpfe ø3-320

- für Ausdrehstäbe mit Schaftdurchmesser 16mm und Feinbohrbrücken
- DurchmesserEinstellung mit geringstem Umkehrspiel
- Zustellgenauigkeit von 0.002mm über Nonius im Durchmesser
- mit Innenkühlung
- Ausdrehstäbe einschiebbar

Fine boring heads ø3-320

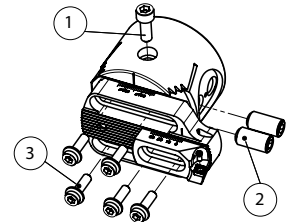
- for boring bars with a shank diameter of 16mm and fine boring bridges
- diametrical adjustment with maximal reduced reversal backlash
- 0.002mm diametrical adjustment by nonius
- with inner coolant supply
- boring bars length adjustable



Bestell-Nr. / Order number	CSMS	BR1 min	BR1 max	L1	D1	D2	①	②	③
KM5.MH1.016.075	KM50TS	3.0	320	76.6	16	63	Z00.210.006.016	Z00.210.010.020	Z00.256.005.016

- Bohrstangen, Durchmesser-Erweiterungen und Schneidenträger bitte separat bestellen.

- boring bars and diameter extensions must be ordered separately



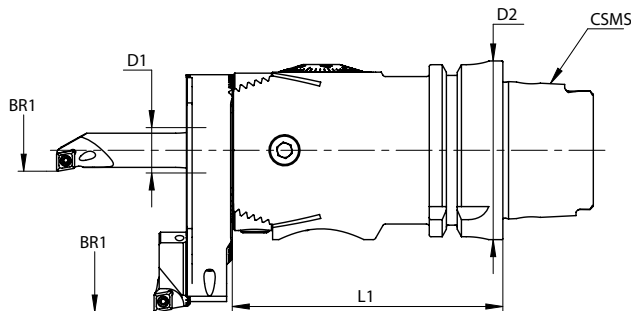
FBHM-HSK

Ausdrehköpfe ø3-320

- für Ausdrehstäbe mit Schaftdurchmesser 16mm und Feinbohrbrücken
- DurchmesserEinstellung mit geringstem Umkehrspiel
- Zustellgenauigkeit von 0.002mm über Nonius im Durchmesser
- mit Innenkühlung
- Ausdrehstäbe einschiebbar

Fine boring heads ø3-320

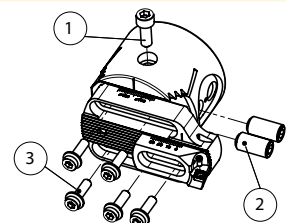
- for boring bars with a shank diameter of 16mm and fine boring bridges
- diametrical adjustment with maximal reduced reversal backlash
- 0.002mm diametrical adjustment by nonius
- with inner coolant supply
- boring bars length adjustable



Bestell-Nr. / Order number	CSMS	BR1 min	BR1 max	L1	D1	D2	①	②	③
M10.806.063.095	HSK63A	3.0	320	95	16	63	Z00.210.006.016	Z00.210.010.020	Z00.256.005.016

- Bohrstangen, Durchmesser-Erweiterungen und Schneidenträger bitte separat bestellen.

- boring bars and diameter extensions must be ordered separately



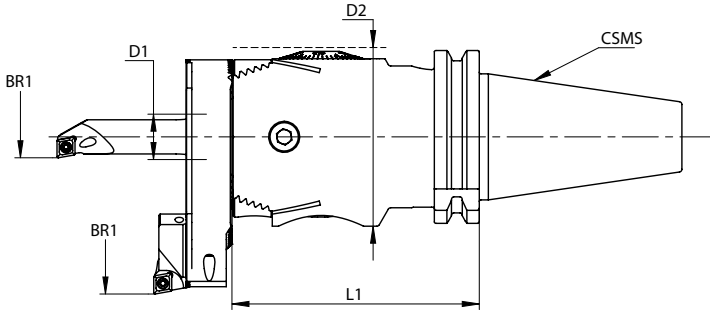
FBHM-DV(ISO)

Ausdrehköpfe ø3-320

- für Ausdrehstähle mit Schaftdurchmesser 16mm und Feinbohrbrücken
- DurchmesserEinstellung mit geringstem Umkehrspiel
- Zustellgenauigkeit von 0.002mm über Nonius im Durchmesser
- mit Innenkühlung
- Ausdrehstähle einziehbar

Fine boring heads ø3-320

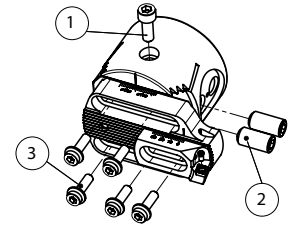
- for boring bars with a shank diameter of 16mm and fine boring bridges
- diametrical adjustment with maximal reduced reversal backlash
- 0.002mm diametrical adjustment by nonius
- with inner coolant supply
- boring bars length adjustable



Bestell-Nr. / Order number	CSMS	BR1 min	BR1 max	L1	D1	D2	①	②	③
M10.440.063.090	DV(ISO)40	3.0	320	90	16	63	Z00.210.006.016	Z00.210.010.020	Z00.256.005.016

- Bohrstangen, Durchmesser-Erweiterungen und Schneidenträger bitte separat bestellen.

- boring bars and diameter extensions must be ordered separately




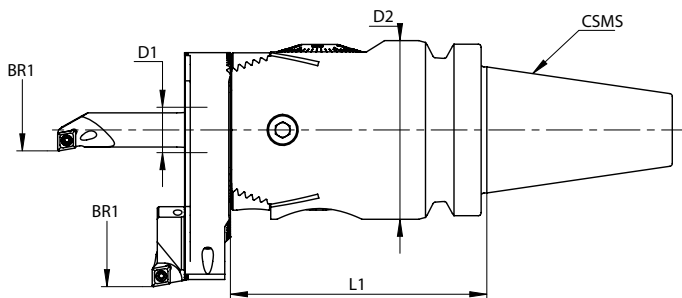
FBHM-BT

Ausdrehköpfe ø3-320

- für Ausdrehstähle mit Schaftdurchmesser 16mm und Feinbohrbrücken
- DurchmesserEinstellung mit geringstem Umkehrspiel
- Zustellgenauigkeit von 0.002mm über Nonius im Durchmesser
- mit Innenkühlung
- Ausdrehstähle einziehbar

Fine boring heads ø3-320

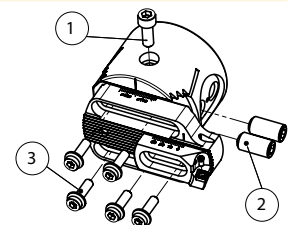
- for boring bars with a shank diameter of 16mm and fine boring bridges
- diametrical adjustment with maximal reduced reversal backlash
- 0.002mm diametrical adjustment by nonius
- with inner coolant supply
- boring bars length adjustable



Bestell-Nr. / Order number	CSMS	BR1 min	BR1 max	L1	D1	D2	①	②	③
M10.540.063.090	BT40	3.0	320	90	16	63	Z00.210.006.016	Z00.210.010.020	Z00.256.005.016

- Bohrstangen, Durchmesser-Erweiterungen und Schneidenträger bitte separat bestellen.

- boring bars and diameter extensions must be ordered separately




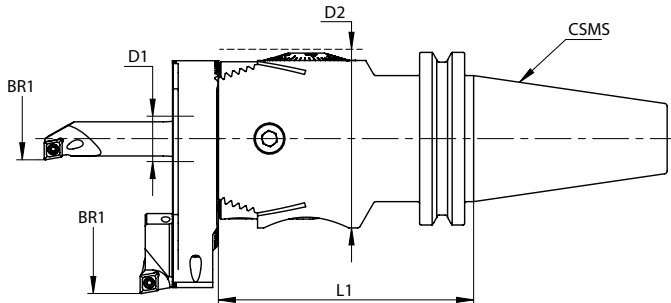
FBHM-CV(CAT)

Ausdrehköpfe ø3-320

- für Ausdrehstäbe mit Schaftdurchmesser 16mm und Feinbohrbrücken
- DurchmesserEinstellung mit geringstem Umkehrspiel
- Zustellgenauigkeit von 0.002mm über Nonius im Durchmesser
- mit Innenkühlung
- Ausdrehstäbe einziehbar

Fine boring heads ø3-320

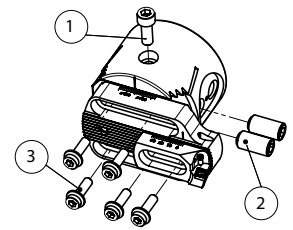
- for boring bars with a shank diameter of 16mm and fine boring bridges
- diametrical adjustment with maximal reduced reversal backlash
- 0.002mm diametrical adjustment by nonius
- with inner coolant supply
- boring bars length adjustable



Bestell-Nr. / Order number	CSMS	BR1 min	BR1 max	L1	D1	D2	①	②	③
M10.340.063.090	CV(CAT)40	3.0	320	91	16	63	Z00.210.006.016	Z00.210.010.020	Z00.256.005.016

- Bohrstangen, Durchmesser-Erweiterungen und Schneidträger bitte separat bestellen.

- boring bars and diameter extensions must be ordered separately



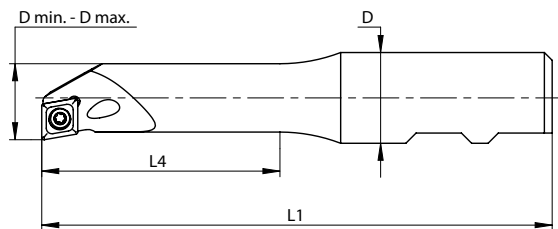
FBHO/FBHM


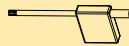
Universal Bohrstangen

Universal boring bars

• mit Innenkühlung

• with inner coolant supply



Bestell-Nr. / Order number	D min	D max	L4	L1	Wendeplatte / insert	Torx		
M54.010.006.075	9.75	15.1	30	75	CC .. 06 02 ..	T7	Z00.254.025.006	Z00.254.007.000
M54.012.006.080	11.75	17.1	37	80	CC .. 06 02 ..	T7	Z00.254.025.006	Z00.254.007.000
M54.014.006.085	13.75	19.1	43	85	CC .. 06 02 ..	T7	Z00.254.025.006	Z00.254.007.000
M54.015.006.090	14.75	20.1	51	90	CC .. 06 02 ..	T7	Z00.254.025.006	Z00.254.007.000
M54.016.006.095	15.75	21.1	57	95	CC .. 06 02 ..	T7	Z00.254.025.006	Z00.254.007.000
M54.018.006.100	17.75	23.1	67	100	CC .. 06 02 ..	T7	Z00.254.025.006	Z00.254.007.000
M54.020.006.105	19.75	25.1	72	105	CC .. 06 02 ..	T7	Z00.254.025.006	Z00.254.007.000
M54.020.009.105	19.75	25.1	72	105	CC .. 09 T3 ..	T15	Z00.254.040.009	Z00.254.009.000
M54.022.009.110	21.75	27.1	77	110	CC .. 09 T3 ..	T15	Z00.254.040.009	Z00.254.009.000
M54.025.006.115	24.75	30.1	82	115	CC .. 06 02 ..	T7	Z00.254.025.006	Z00.254.007.000
M54.025.009.115	24.75	30.1	82	115	CC .. 09 T3 ..	T15	Z00.254.040.009	Z00.254.009.000
M54.028.009.115	27.75	33.1	82	115	CC .. 09 T3 ..	T15	Z00.254.040.009	Z00.254.009.000
M54.030.006.115	29.75	35.1	82	115	CC .. 06 02 ..	T7	Z00.254.025.006	Z00.254.007.000
M54.032.009.115	31.75	37.1	82	115	CC .. 09 T3 ..	T15	Z00.254.040.009	Z00.254.009.000
M54.035.006.115	34.75	40.1	82	115	CC .. 06 02 ..	T7	Z00.254.025.006	Z00.254.007.000
M54.035.009.115	34.75	40.1	82	115	CC .. 09 T3 ..	T15	Z00.254.040.009	Z00.254.009.000
M54.039.009.115	38.75	44.1	82	115	CC .. 09 T3 ..	T15	Z00.254.040.009	Z00.254.009.000
M54.043.009.115	42.75	48.1	82	115	CC .. 09 T3 ..	T15	Z00.254.040.009	Z00.254.009.000

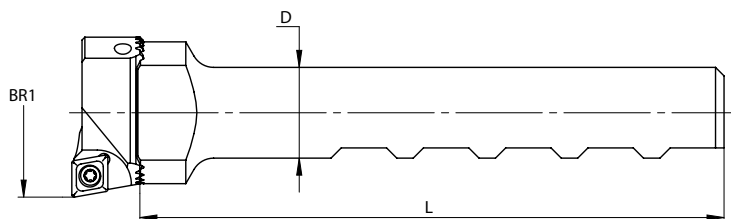
FBHO/FBHM


AFM Bohrstangen

AFM boring bars

• mit Innenkühlung

• with inner coolant supply



Schaft / shank Bestell-Nr. / Order number	BR1 min	BR1 max	L	D	für Schneidenträger / for insert holder Bestell-Nr. / Order number	
M56.030.048.115	29.75	48.1	103	16	M56.030.006.012	Z00.256.005.016
M56.048.088.115	47.75	88.1	101.5	16	M56.048.006.014 / M56.048.009.014	Z00.256.005.016

• Schneidenträger müssen separat bestellt werden

• insert holders must be ordered separately


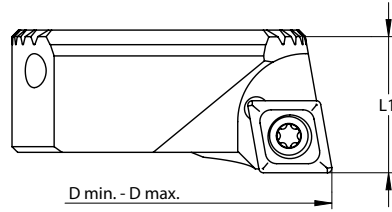
FBHO/FBHM


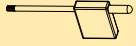
AFM Schneidenträger

AFM insert holders

- mit Innenkühlung

- with inner coolant supply



Bestell-Nr. / Order number	D min	D max	L1	Wendeplatte / insert	Torx		
M56.030.006.012	29.75	48.1	12	CC .. 06 02 ..	T7	Z00.254.025.006	900.254.007.000
M56.048.006.014	47.75	88.1	14	CC .. 06 02 ..	T7	Z00.254.025.006	900.254.007.000
M56.048.009.014	47.75	88.1	14	CC .. 09 T3 ..	T15	Z00.254.040.009	900.254.009.000

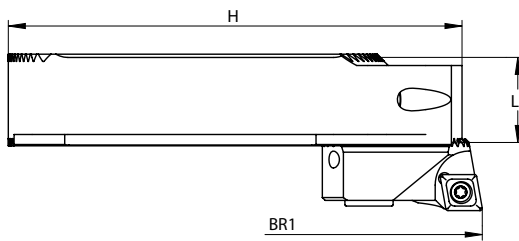
FBHM


Erweiterungs Brücken

Extension bridge

- Zur Verwendung mit FBHM Schneidenträger und FBHM Ausgleichsgewichten
- mit Innenkühlung

- for use with FBHM insert holders and FBHM counter weights
- with inner coolant supply



Bestell-Nr. / Order number	BR1 min	BR1 max	H	L	
M12.086.164.080	86	164	80	15	Z00.256.005.016
M12.162.320.158	162	320	158	16	Z00.256.005.016


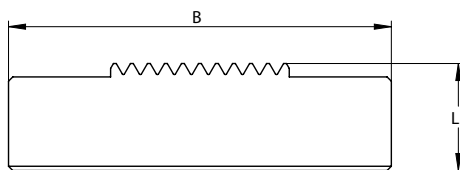
FBHM

Ausgleichsgewicht

Counter weight

- Zur Verwendung mit FBHM Erweiterungs Brücken.

- for use on FBHM extension bridges



Bestell-Nr. / Order number	B	L
M12.038.045.012	45	12

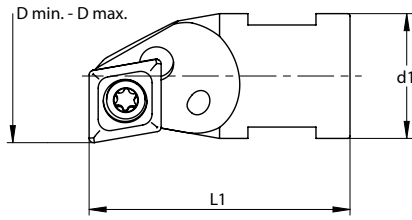
FBHO/FBHM


Bohrkopf für Hartmetallschäfte

Boring head for carbide shanks

- zum Ausdrehen von langen Bohrungen
- sehr gute Dämpfungseigenschaften durch Hartmetallschaft
- mit Innenkühlung

- to machine long holes
- high end absorbability by solid carbide shank
- with inner coolant supply



Kopf / Head Bestell-Nr. / Order number	D min	D max	D	L1	für Schaft / for shank Bestell-Nr. / Order number	Wendeplatte / Insert	Torx	
M94.009.006.018	8.75	14.1	8	18	M84.008.005.073	CC .. 06 02 ..	T7	Z00.254.007.000
M94.010.006.018	9.75	15.1	9	18	M84.009.005.080	CC .. 06 02 ..	T7	Z00.254.007.000
M94.011.006.023	10.75	16.1	10	23	M84.010.006.082	CC .. 06 02 ..	T7	Z00.254.007.000
M94.012.006.023	11.75	17.1	11	23	M84.011.006.089	CC .. 06 02 ..	T7	Z00.254.007.000
M94.013.006.023	12.75	18.1	12	23	M84.012.006.096	CC .. 06 02 ..	T7	Z00.254.007.000
M94.014.006.023	13.75	19.1	13	23	M84.013.006.103	CC .. 06 02 ..	T7	Z00.254.007.000
M94.015.006.023	14.75	20.1	14	23	M84.014.006.110	CC .. 06 02 ..	T7	Z00.254.007.000
M94.016.006.023	15.75	21.1	14	23	M84.014.006.110	CC .. 06 02 ..	T7	Z00.254.007.000
M94.017.006.027	16.75	22.1	16	27	M84.016.010.120	CC .. 06 02 ..	T7	Z00.254.007.000
M94.018.006.027	17.75	23.1	16	27	M84.016.010.120	CC .. 06 02 ..	T7	Z00.254.007.000
M94.020.006.027	19.75	25.1	16	27	M84.016.010.120	CC .. 06 02 ..	T7	Z00.254.007.000
M94.022.006.027	21.75	27.1	16	27	M84.016.010.120	CC .. 06 02 ..	T7	Z00.254.007.000
M94.025.006.027	24.75	30.1	16	27	M84.016.010.120	CC .. 06 02 ..	T7	Z00.254.007.000
M94.028.006.027	27.75	33.1	16	27	M84.016.010.120	CC .. 06 02 ..	T7	Z00.254.007.000
M94.032.006.027	31.75	37.1	16	27	M84.016.010.120	CC .. 06 02 ..	T7	Z00.254.007.000
M94.035.006.027	34.75	40.1	16	27	M84.016.010.120	CC .. 06 02 ..	T7	Z00.254.007.000

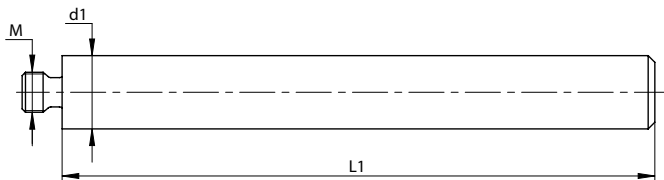
FBHO/FBHM

Hartmetallschäfte

Carbide shanks

- zum Ausdrehen von langen Bohrungen
- sehr gute Dämpfungseigenschaften durch Hartmetallschaft
- mit Innenkühlung

- to machine long holes
- high end absorbability by solid carbide shank
- with inner coolant supply

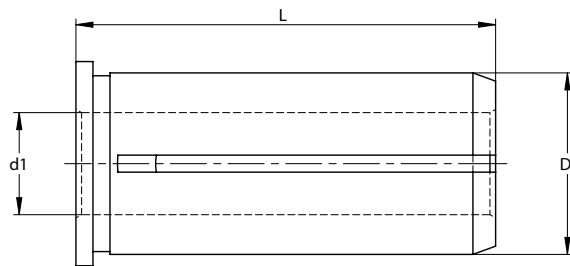


Bestell-Nr. / Order number	d1	L1	M
M84.008.005.073	8	73	M5
M84.009.005.080	9	80	M5
M84.010.006.082	10	82	M6
M84.011.006.089	11	89	M6
M84.012.006.096	12	96	M6
M84.013.006.103	13	103	M6
M84.014.006.110	14	110	M6
M84.016.010.120	16	120	M10

FBHO/FBHM

Reduktionshülsen

Reduction sleeves



Bestell-Nr. / Order number	D	d1	L
M24.016.004.037	16	4	37
M24.016.005.037	16	5	37
M24.016.006.037	16	6	37
M24.016.008.037	16	8	37
M24.016.009.037	16	9	37
M24.016.010.037	16	10	37
M24.016.011.037	16	11	37
M24.016.012.037	16	12	37
M24.016.013.037	16	13	37
M24.016.014.037	16	14	37

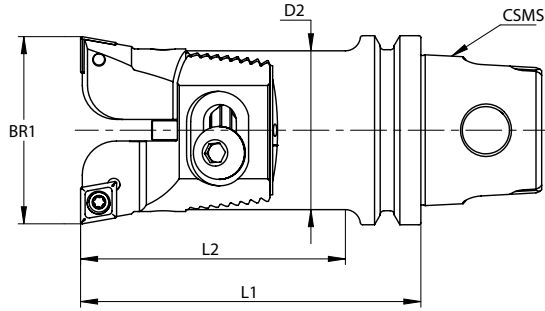
RBHT-KM




Bohrkopf zweischneidig

Twin cutter

• mit Innenkühlung

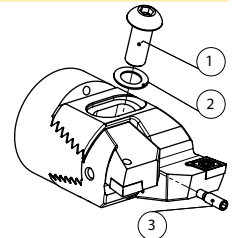
• with inner coolant supply



Bestell-Nr. / Order number	CSMS	BR1 min	BR1 max	L1	L2	D2	Schneidenträger / Insert holder			
KM3.Z20.024.090	KM32	23.5	30.5	90	76	20	U14.020.024.006 U24.020.024.006 U34.020.024.006 U37.020.024.006	Z00.404.004.008	Z00.405.004.000	Z00.406.030.012
KM3.Z25.030.100	KM32	29.5	40.1	100	86	25	U14.025.031.006 U24.025.031.006 U34.025.031.006 U37.025.031.006	Z00.404.005.012	Z00.405.005.000	Z00.406.030.012
KM4.Z32.040.090	KM40	39.5	50.5	90	74	32	U14.032.040.009 U24.032.040.009 U34.032.040.009 U37.032.040.009	Z00.404.006.016	Z00.405.006.000	Z00.406.030.012
KM5.Z42.050.090	KM50	49.5	66.5	90	70	42	U14.039.051.009 U24.039.051.009 U34.039.051.009 U37.039.051.009	Z00.404.008.020	Z00.405.008.000	Z00.406.040.020
KM5.Z55.066.100	KM50	65.5	87.5	100	100	55	U14.050.067.012/112 U24.050.067.012/112 U34.050.067.012/112 U37.050.067.012/112	Z00.404.010.025	Z00.405.010.000	Z00.406.040.020
KM5.Z72.087.120	KM50	86.5	115.5	120	120	72	U14.064.087.012/116 U24.064.087.012/116 U34.064.087.012/116 U37.064.087.012/116	Z00.404.012.025	Z00.405.012.000	Z00.406.040.020
KM6.Z72.087.120	KM63UT	86.5	115.5	120	120	72	U14.064.087.012/116 U24.064.087.012/116 U34.064.087.012/116 U37.064.087.012/116	Z00.404.012.025	Z00.405.012.000	Z00.406.040.020
KM6.Z94.115.150	KM63UT	114.5	153	150	150	94	U14.090.115.012/116 U24.090.115.116 U34.090.115.012/116 U37.090.115.012/116	Z00.404.016.035	Z00.405.016.000	Z00.406.040.020

• Schneidenträger müssen separat bestellt werden

• insert holders must be ordered separately



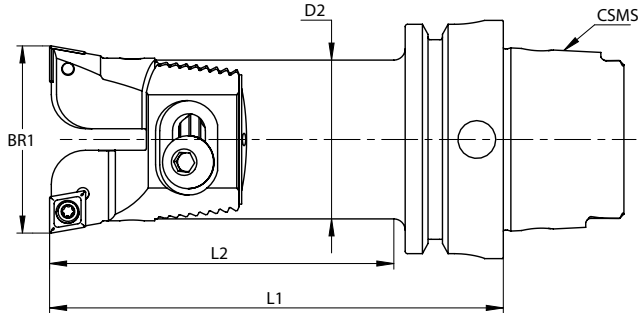
RBHT-HSK




Bohrkopf zweischneidig

Twin cutter

• mit Innenkühlung

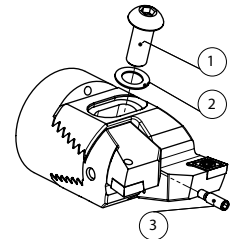
• with inner coolant supply



Bestell-Nr. / Order number	CSMS	BR1 min	BR1 max	L1	L2	D2	Schneidenträger / Insert holder			
HA6.Z20.024.090	HSK63A	23.5	30.5	90	64	20	U14.020.024.006 U24.020.024.006 U34.020.024.006 U37.020.024.006	Z00.404.004.008	Z00.405.004.000	Z00.406.030.012
HA6.Z25.030.105	HSK63A	29.5	40.1	105	79	25	U14.025.031.006 U24.025.031.006 U34.025.031.006 U37.025.031.006	Z00.404.005.012	Z00.405.005.000	Z00.406.030.012
HA6.Z32.040.110	HSK63A	39.5	50.5	110	84	32	U14.032.040.009 U24.032.040.009 U34.032.040.009 U37.032.040.009	Z00.404.006.016	Z00.405.006.000	Z00.406.030.012
HA6.Z42.050.120	HSK63A	49.5	66.5	120	94	42	U14.039.051.009 U24.039.051.009 U34.039.051.009 U37.039.051.009	Z00.404.008.020	Z00.405.008.000	Z00.406.040.020
HA6.Z55.066.125	HSK63A	65.5	87.5	125	125	55	U14.050.067.012/112 U24.050.067.012/112 U34.050.067.012/112 U37.050.067.012/112	Z00.404.010.025	Z00.405.010.000	Z00.406.040.020
HA6.Z72.087.145	HSK63A	86.5	115.5	145	145	72	U14.064.087.012/116 U24.064.087.012/116 U34.064.087.012/116 U37.064.087.012/116	Z00.404.012.025	Z00.405.012.000	Z00.406.040.020

• Schneidenträger müssen separat bestellt werden

• insert holders must be ordered separately



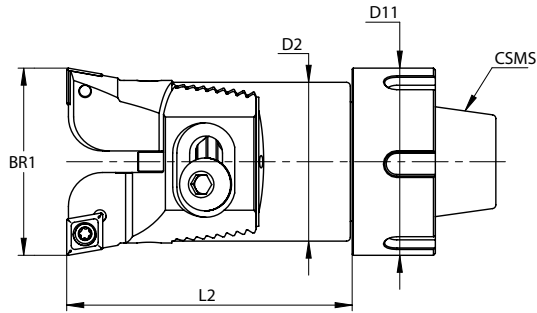
RBHT-ER




Bohrkopf zweischneidig

Twin cutter

• mit Innenkühlung

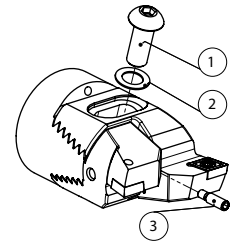
• with inner coolant supply



Bestell-Nr. / Order number	CSMS	BR1 min	BR1 max	L2	D11	D2	Schneidenträger / Insert holder			
E25.Z32.040.065	ER25	39.5	50.5	65	39	32	U14.032.040.009 U24.032.040.009 U34.032.040.009 U37.032.040.009	Z00.404.006.016	Z00.405.006.000	Z00.406.030.012
E32.Z42.050.075	ER32	49.5	66.5	75	49.5	42	U14.039.051.009 U24.039.051.009 U34.039.051.009 U37.039.051.009	Z00.404.008.020	Z00.405.008.000	Z00.406.040.020
E40.Z55.066.085	ER40	65.5	87.5	85	62.7	55	U14.050.067.012/112 U24.050.067.012/112 U34.050.067.012/112 U37.050.067.012/112	Z00.404.010.025	Z00.405.010.000	Z00.406.040.020

• Schneidenträger müssen separat bestellt werden

• insert holders must be ordered separately



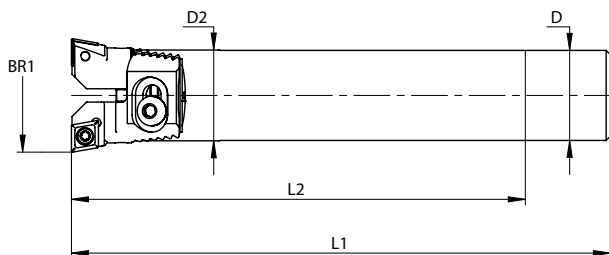
RBHT-SS




Bohrkopf zweischneidig

Twin cutter

• mit Innenkühlung

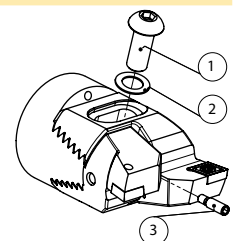
• with inner coolant supply



Bestell-Nr. / Order number	D	BR1 min	BR1 max	L2	L1	D2	Schneidenträger / Insert holder			
U20.Z20.024.150	20	23.5	30.5	120	150	20	U14.020.024.006 U24.020.024.006 U34.020.024.006 U37.020.024.006	Z00.404.004.008	Z00.405.004.000	Z00.406.030.012
U25.Z25.030.170	25	29.5	40.1	140	170	25	U14.025.031.006 U24.025.031.006 U34.025.031.006 U37.025.031.006	Z00.404.005.012	Z00.405.005.000	Z00.406.030.012

• Schneidenträger müssen separat bestellt werden

• insert holders must be ordered separately



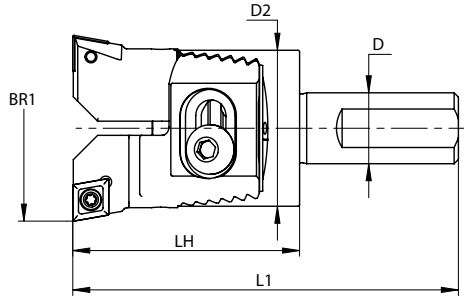
RBHT-SS




Bohrkopf zweischneidig

Twin cutter

• mit Innenkühlung

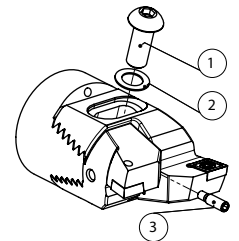
• with inner coolant supply



Bestell-Nr. / Order number	D	BR1 min	BR1 max	LH	L1	D2	Schneidenträger / Insert holder			
W19.Z20.024.150	19.1 (0.75")	23.5	30.5	42	150	20	U14.020.024.006 U24.020.024.006 U34.020.024.006 U37.020.024.006	Z00.404.004.008	Z00.405.004.000	Z00.406.030.012
W26.Z25.030.170	25.4 (1.00")	29.5	40.1	47	170	25	U14.025.031.006 U24.025.031.006 U34.025.031.006 U37.025.031.006	Z00.404.005.012	Z00.405.005.000	Z00.406.030.012
W31.Z32.040.190	31.8 (1.25")	39.5	50.5	53	190	32	U14.032.040.009 U24.032.040.009 U34.032.040.009 U37.032.040.009	Z00.404.006.016	Z00.405.006.000	Z00.406.030.012
W26.Z42.050.090	25.4 (1.00")	49.5	66.5	90	146	42	U14.039.051.009 U24.039.051.009 U34.039.051.009 U37.039.051.009	Z00.404.008.020	Z00.405.008.000	Z00.406.040.020
W31.Z55.066.100	31.8 (1.25")	65.5	87.5	100	161	55	U14.050.067.012/112 U24.050.067.012/112 U34.050.067.012/112 U37.050.067.012/112	Z00.404.010.025	Z00.405.010.000	Z00.406.040.020
W38.Z72.087.120	38.1 (1.50")	86.5	115.5	120	192	72	U14.064.087.012/116 U24.064.087.012/116 U34.064.087.012/116 U37.064.087.012/116	Z00.404.012.025	Z00.405.012.000	Z00.406.040.020
W51.Z94.115.150	50.8 (2.00")	114.5	153	150	236	94	U14.090.115.012/116 U24.090.115.116 U34.090.115.012/116 U37.090.115.012/116	Z00.404.016.035	Z00.405.016.000	Z00.406.040.020

• Schneidenträger müssen separat bestellt werden

• insert holders must be ordered separately




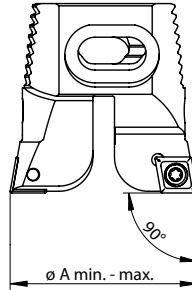
RBHT-MB







Schneidenträger 90°

- für die Verwendung in Zweischniederköpfen der Serie RBHT

Insert holders 90°

- for use in twin cutter boring heads from serie RBHT



Bestell-Nr. / Order number	A min	A max	Wendeplatte / Insert	Torx						
U14.020.024.006	23.5	30.5	CC . .06 02 . .	T7	Z00.414.004.007	Z00.254.025.006				Z00.254.007.000
U14.025.031.006	29.5	40.1	CC . .06 02 . .	T7	Z00.414.004.010	Z00.254.025.006				Z00.254.007.000
U14.032.040.009	39.5	50.5	CC . .09 T3 . .	T15	Z00.414.004.013	Z00.254.040.009				Z00.254.009.000
U14.039.051.009	49.5	66.5	CC . .09 T3 . .	T15	Z00.414.006.014	Z00.254.040.009				Z00.254.009.000
U14.050.067.012	65.5	87.5	CC . .12 04 . .	T20	Z00.414.006.020	Z00.254.050.010				Z00.254.012.000
U14.050.067.112	65.5	87.5	CN . .12 04 . .	-	Z00.414.006.020		Z00.417.012.000	Z00.416.012.000	Z00.418.012.000	
U14.064.087.012	86.5	115.5	CC . .12 04 . .	T20	Z00.414.006.030	Z00.254.050.010				Z00.254.012.000
U14.064.087.116	86.5	115.5	CN . .16 06 . .	-	Z00.414.006.030		Z00.417.016.000	Z00.416.016.000	Z00.418.016.000	
U14.090.115.012	114.5	153.0	CC . .12 04 . .	T20	Z00.414.006.040	Z00.254.050.010				Z00.254.012.000
U14.090.115.116	114.5	153.0	CN . .16 06 . .	-	Z00.414.006.040		Z00.417.016.000	Z00.416.016.000	Z00.418.016.000	

- Wendeplattenhalter werden paarweise geliefert

- insert holders will be supplied in pairs


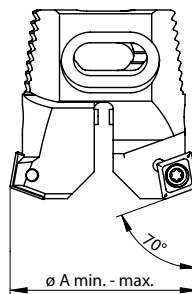
RBHT-MB







Schneidenträger 70°

- für die Verwendung in Zweischniederköpfen der Serie RBHT

Insert holders 70°

- for use in twin cutter boring heads from serie RBHT



Bestell-Nr. / Order number	A min	A max	Wendeplatte / Insert	Torx						
U24.020.024.006	23.5	30.5	CC . .06 02 . .	T7	Z00.414.004.007	Z00.254.025.006				Z00.254.007.000
U24.025.031.006	29.5	40.1	CC . .06 02 . .	T7	Z00.414.004.010	Z00.254.025.006				Z00.254.007.000
U24.032.040.009	39.5	50.5	CC . .09 T3 . .	T15	Z00.414.004.013	Z00.254.040.009				Z00.254.009.000
U24.039.051.009	49.5	66.5	CC . .09 T3 . .	T15	Z00.414.006.014	Z00.254.040.009				Z00.254.009.000
U24.050.067.012	65.5	87.5	CC . .12 04 . .	T20	Z00.414.006.020	Z00.254.050.010				Z00.254.012.000
U24.050.067.112	65.5	87.5	CN . .12 04 . .	-	Z00.414.006.020		Z00.417.012.000	Z00.416.012.000	Z00.418.012.000	
U24.064.087.012	86.5	115.5	CC . .12 04 . .	T20	Z00.414.006.030	Z00.254.050.010				Z00.254.012.000
U24.064.087.116	86.5	115.5	CN . .16 06 . .	-	Z00.414.006.030		Z00.417.016.000	Z00.416.016.000	Z00.418.016.000	
U24.090.115.116	114.5	153.0	CN . .16 06 . .	-	Z00.414.006.040		Z00.417.016.000	Z00.416.016.000	Z00.418.016.000	

- Wendeplattenhalter werden paarweise geliefert

- insert holders will be supplied in pairs

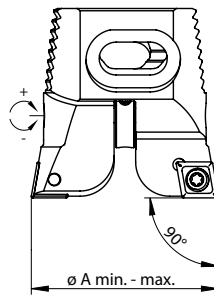
RBHT-SYB







Synchro Schneidenträger 90°

- für die Verwendung in Zweischniederköpfen der Serie RBHT

Synchronised Insert holders 90°

- for use in twin cutter boring heads from serie RBHT



Bestell-Nr. / Order number	A min	A max	Wendeplatte / Insert	Torx						
U34.020.024.006	23.5	30.5	CC . .06 02 . .	T7	Z00.434.004.018	Z00.254.025.006				Z00.254.007.000
U34.025.031.006	29.5	40.1	CC . .06 02 . .	T7	Z00.434.004.023	Z00.254.025.006				Z00.254.007.000
U34.032.040.009	39.5	50.5	CC . .09 T3 . .	T15	Z00.434.004.030	Z00.254.040.009				Z00.254.009.000
U34.039.051.009	49.5	66.5	CC . .09 T3 . .	T15	Z00.434.006.040	Z00.254.040.009				Z00.254.009.000
U34.050.067.012	65.5	87.5	CC . .12 04 . .	T20	Z00.434.006.052	Z00.254.050.010				Z00.254.012.000
U34.050.067.112	65.5	87.5	CN . .12 04 . .	-	Z00.434.006.052		Z00.417.012.000	Z00.416.012.000	Z00.418.012.000	
U34.064.087.012	86.5	115.5	CC . .12 04 . .	T20	Z00.434.006.068	Z00.254.050.010				Z00.254.012.000
U34.064.087.116	86.5	115.5	CN . .16 06 . .	-	Z00.434.006.068		Z00.417.016.000	Z00.416.016.000	Z00.418.016.000	
U34.090.115.012	114.5	153.0	CC . .12 04 . .	T20	Z00.434.006.068	Z00.254.050.010				Z00.254.012.000
U34.090.115.116	114.5	153.0	CN . .16 06 . .	-	Z00.434.006.090		Z00.417.016.000	Z00.416.016.000	Z00.418.016.000	

- Wendeplattenhalter werden paarweise geliefert

- insert holders will be supplied in pairs


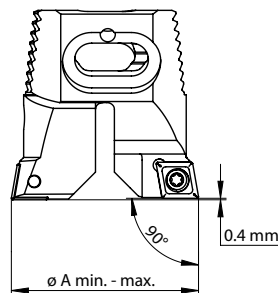
RBHT-SDB







Schnittaufteilung Schneidenträger 90°

- für die Verwendung in Zweischniederköpfen der Serie RBHT

Staggered Insert holders 90°

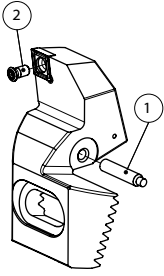
- for use in twin cutter boring heads from serie RBHT



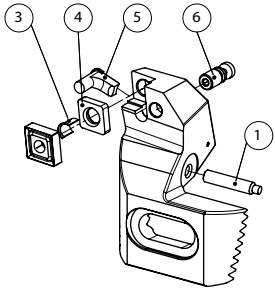
Bestell-Nr. / Order number	A min	A max	Wendeplatte / Insert	Torx						
U37.020.024.006	23.5	30.5	CC . .06 02 . .	T7	Z00.414.004.007	Z00.254.025.006				Z00.254.007.000
U37.025.031.006	29.5	40.1	CC . .06 02 . .	T7	Z00.414.004.010	Z00.254.025.006				Z00.254.007.000
U37.032.040.009	39.5	50.5	CC . .09 T3 . .	T15	Z00.414.004.013	Z00.254.040.009				Z00.254.009.000
U37.039.051.009	49.5	66.5	CC . .09 T3 . .	T15	Z00.414.006.014	Z00.254.040.009				Z00.254.009.000
U37.050.067.012	65.5	87.5	CC . .12 04 . .	T20	Z00.414.006.020	Z00.254.050.010				Z00.254.012.000
U37.050.067.112	65.5	87.5	CN . .12 04 . .	-	Z00.414.006.020		Z00.417.012.000	Z00.416.012.000	Z00.418.012.000	
U37.064.087.012	86.5	115.5	CC . .12 04 . .	T20	Z00.414.006.030	Z00.254.050.010				Z00.254.012.000
U37.064.087.116	86.5	115.5	CN . .16 06 . .	-	Z00.414.006.030		Z00.417.016.000	Z00.416.016.000	Z00.418.016.000	
U37.090.115.012	114.5	153.0	CC . .12 04 . .	T20	Z00.414.006.040	Z00.254.050.010				Z00.254.012.000
U37.090.115.116	114.5	153.0	CN . .16 06 . .	-	Z00.414.006.040		Z00.417.016.000	Z00.416.016.000	Z00.418.016.000	

- Wendeplattenhalter werden paarweise geliefert

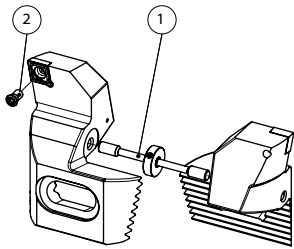
- insert holders will be supplied in pairs



Für Wendeplattenhalter	Bestell-Nr. / Order number	Bestell-Nr. / Order number	Bestell-Nr. / Order number
For insert holder	Einstellschraube / Adjustment screw ①	Torx-Schraube / Torx screw ②	Torx-Schlüssel / Torx driver
U14/U24/U37.020.024.006	Z00.U14.004.007	Z00.254.025.006	Z00.254.007.000
U14/U24/U37.025.031.006	Z00.U14.004.010	Z00.254.025.006	Z00.254.007.000
U14/U24/U37.032.040.009	Z00.U14.004.013	Z00.254.040.009	Z00.254.009.000
U14/U24/U37.039.051.009	Z00.U14.006.014	Z00.254.040.009	Z00.254.009.000
U14/U24/U37.050.067.012	Z00.415.006.020	Z00.254.050.010	Z00.254.012.000
U14/U24/U37.064.087.012	Z00.415.006.030	Z00.254.050.010	Z00.254.012.000
U14/U24/U37.090.115.012	Z00.415.006.040	Z00.254.050.010	Z00.254.012.000



Für Wendeplattenhalter	Bestell-Nr. / Order number	Bestell-Nr. / Order number	Bestell-Nr. / Order number	Bestell-Nr. / Order number
For insert holder	Rohrstift / Hollow pin ③	Zwischenlage / Tip pad ④	Kniehebel / Lever ⑤	Schraube zu Knie- hebel / Lever screw ⑥
U14/U24.050.067.112	Z00.416.012.000	Z00.417.012.000	Z00.418.012.000	Z00.419.012.000
U14/U24.064.087.116	Z00.416.016.000	Z00.417.016.000	Z00.418.016.000	Z00.419.016.000
U14/U24.090.115.116	Z00.416.016.000	Z00.417.016.000	Z00.418.016.000	Z00.419.016.000



Für Wendeplattenhalter	Bestell-Nr. / Order number	Bestell-Nr. / Order number	Bestell-Nr. / Order number
For insert holder	Einstellschraube / Adjustment screw ①	Torx-Schraube / Torx screw ②	Torx-Schlüssel / Torx driver
U34.020.024.006	Z00.434.004.018	Z00.254.025.006	Z00.254.007.000
U34.025.031.006	Z00.434.004.023	Z00.254.025.006	Z00.254.007.000
U34.032.040.009	Z00.434.004.030	Z00.254.040.009	Z00.254.009.000
U34.039.051.009	Z00.434.006.040	Z00.254.040.009	Z00.254.009.000
U34.050.067.012	Z00.434.006.052	Z00.254.050.010	Z00.254.012.000
U34.064.087.012	Z00.434.006.068	Z00.254.050.010	Z00.254.012.000
U34.090.115.012	Z00.434.006.090	Z00.254.050.010	Z00.254.012.000


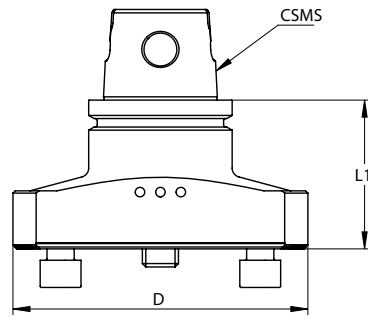
BT-KM

Brückenwerkzeug Aufnahme

Bridge tool adapter

- Erweiterungskonsole erforderlich
- Erweiterungskonsole bitte separat bestellen

- Extension bridge required
- Please order extension bridge separately



Bestell-Nr. / Order number	CSMS	Typ	L1	D2
V44.KM6.130.065	KM63	A	65	130
V44.KM8.130.070	KM80	A	70	130


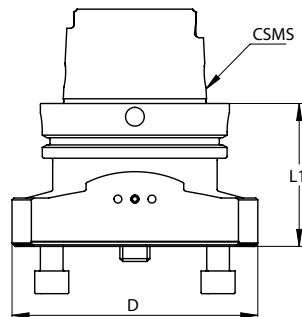
BT-HSK

Brückenwerkzeug Aufnahme

Bridge tool adapter

- Erweiterungskonsole erforderlich
- Erweiterungskonsole bitte separat bestellen

- Extension bridge required
- Please order extension bridge separately



Bestell-Nr. / Order number	CSMS	Typ	L1	D
V44.810.130.075	HSK100A	A	75	130


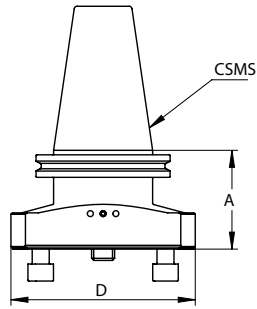
BT-CV(CAT)

Brückenwerkzeug Aufnahme

- Erweiterungskonsole erforderlich
- Erweiterungskonsole bitte separat bestellen

Bridge tool adapter

- Extension bridge required
- Please order extension bridge separately



Bestell-Nr. / Order number	CSMS	Typ	A	D
V04.340.130.069	CV(CAT)40	A	69	130
V04.350.130.069	CV(CAT)50	A	69	130

BT-BT

Brückenwerkzeug Aufnahme

Bridge tool adapter

Bestell-Nr. / Order number	CSMS	Typ	A	D
V34.540.130.077	BT40	A	77	130
V34.550.130.088	BT50	A	88	130

BT-DV(ISO)

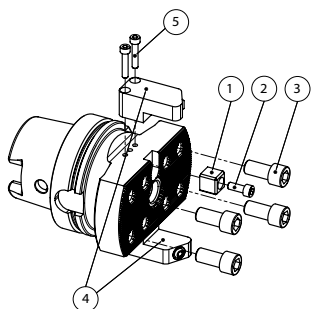
Brückenwerkzeug Aufnahme

Bridge tool adapter

Bestell-Nr. / Order number	CSMS	Typ	A	D
V14.440.130.069	DV(ISO)40	A	69	130
V14.450.130.069	DV(ISO)50	A	88	130

Ersatzteile / Zubehör

Spare parts / Accessories



Für Brückenwerkzeug Aufnahme
For bridge tool adapter

	Bestell-Nr. / Order number	Bestell-Nr. / Order number	Bestell-Nr. / Order number
	Mitnehmerstein / Drive lug ①	Schraube / Screw ②	Befestigungsschraube / Fastening screw ③
V..	Z00.514.016.016	Z00.515.006.015	Z00.516.012.025
	Kühlmittelset / Cooling set ④	Befestigungsschraube / Fastening screw ⑤	
V..	Z00.500.028.015	Z00.500.005.025	


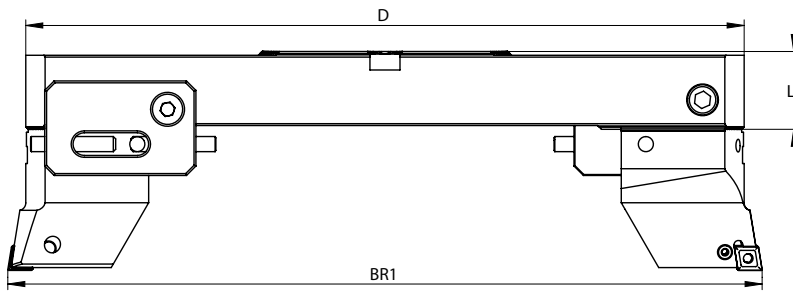
BT-EB

Erweiterungs Konsole

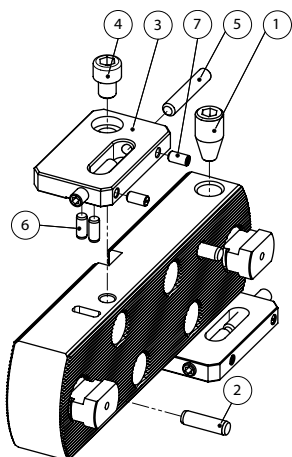
Extension bridge

- Schneidenträger erforderlich
- Schneidenträger bitte separat bestellen

- Insert holder required
- Please order Insert holder separately



Bestell-Nr. / Order number	BR1	max. Drehzahl / spin	Typ	D	L	kg
V60.130.130.030	150 – 205	1250	A	130	30	1.95
V60.130.180.030	200 – 255	1000	A	180	30	2.77
V60.130.230.035	250 – 305	850	A	230	35	4.00
V60.130.280.035	300 – 355	700	A	280	35	5.14
V60.130.330.040	350 – 405	600	A	330	40	6.86
V60.130.380.040	400 – 455	530	A	380	40	7.95
V60.130.430.040	450 – 505	480	A	430	40	9.23
V60.130.480.040	500 – 555	440	A	480	40	10.23
V60.130.530.050	550 – 605	400	A	530	50	13.91
V60.130.580.050	600 – 655	370	A	580	50	15.32



Ersatzteile / Zubehör

Spare parts / Accessories

Für Erweiterungs Konsole / Schlitten	Bestell-Nr. / Order number	Bestell-Nr. / Order number	Bestell-Nr. / Order number
For extension bridge / Slider	Klemmschr. / Clamping screw ①	Stift / Pin ②	Feststellschraube / Tightening screw ⑦
V60 / V64	Z00.560.016.030	Z00.560.008.028	Z00.560.006.012
For extension bridge / Slider	Einstellplatte / Adjustment plate ③	Schraube / Screw ④	Einstellschraube / Adjustment screw ⑤
V60.130.130/230.030	Z00.560.080.012	Z00.560.110.012	Z00.560.008.045
V60.130.180/280-580.xxx	Z00.560.080.012	Z00.560.110.018	Z00.560.008.045
V64.000.xxx.048	Z00.560.080.012	Z00.560.110.018	Z00.560.008.045
Für Basis For basis	Zentrierbuchse / Centering sleeve	Schraube m. U-Scheibe / Screw w. washer	Unterlage / Mat
V62.060.xxx.080	Z00.562.018.012	Z00.562.012.080	Z00.562.138.005


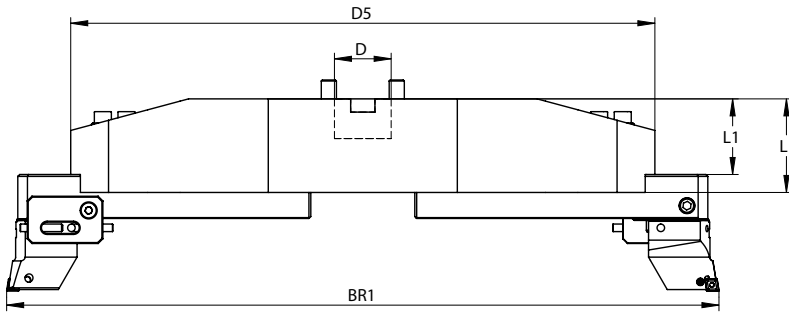
BT-EB

Erweiterungs Konsole

Extension bridge

- Brückenschlitten erforderlich
- Brückenschlitten bitte separat bestellen
- Aufnahmedorn Ø60/Ø129 DIN 6357

- Sliders required
- Please order sliders separately
- holding arbor Ø60/Ø129 DIN 6357



Bestell-Nr. / Order number	BR1	Typ	D	D5	L	L1	kg	Für Schieber / For Slider
V62.060.063.080	650 – 1105	B	60	630	99	84	17.20	V64.000.310.048
V62.060.108.080	1100 – 1655	B	60	1080	99	84	28.10	V64.000.360.048
V62.060.163.080	1650 – 2205	B	60	1630	99	84	43.00	V64.000.360.048

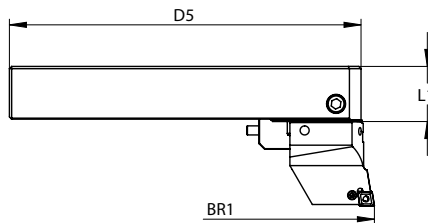
BT-EBSLD

Brückenschlitten

Sliders

- Schneidenträger erforderlich
- Schneidenträger bitte separat bestellen

- Insert holder required
- Please order Insert holder separately



Bestell-Nr. / Order number	BR1	Typ	D5	L1	kg
V64.000.310.048	650 – 1105	B	310	48	17.20
V64.000.360.048	1100 – 2205	B	360	48	28.10

- Brückenschlitten werden paarweise geliefert

- sliders are delivered in pairs

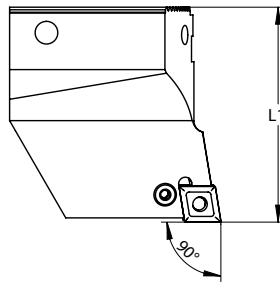
BT-EBURF

Bohrkopf 90°

Boring head 90°

- Lieferung als 2er-Set, um Zweischnider-Anwendungen zu ermöglichen

- Delivered in pairs to use for twin cutting applications



Bestell-Nr. / Order number	L1	Wendeplatte / Insert	kg
V70.070.009.075	75	CC .. 09 T3 ..	1.64
V70.070.012.075	75	CN .. 12 04 ..	1.64
V70.070.019.075	75	CN .. 19 06 ..	1.64


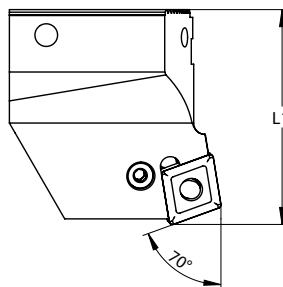
BT-EBURK

Bohrkopf 70°

Boring head 70°

- Lieferung als 2er-Set, um Zweischnider-Anwendungen zu ermöglichen

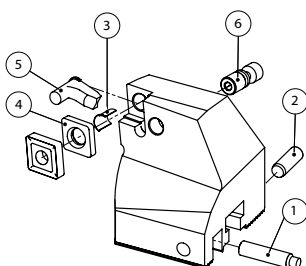
- Delivered in pairs to use for twin cutting applications



Bestell-Nr. / Order number	L1	Wendeplatte / Insert	kg
V80.070.019.075	75	CN .. 19 06 ..	1.64

Ersatzteile / Zubehör

Spare parts / Accessories



Für Wendeplattenhalter	Bestell-Nr. / Order number	Bestell-Nr. / Order number	Bestell-Nr. / Order number	Bestell-Nr. / Order number
For insert holder	Einstellschraube / Adjustment screw ①	Stift / Pin ②	Torx-Schraube / Torx screw	Torx-Schlüssel / Torx driver
V70.070.009.075	Z00.570.008.035	Z00.570.008.024	Z00.254.040.009	Z00.254.009.000
V70.070.012.075	Z00.570.008.035	Z00.570.008.024		
V70.070.019.075	Z00.570.008.035	Z00.570.008.024		
V80.070.019.075	Z00.570.008.035	Z00.570.008.024		
For insert holder	Rohrstift / Hollow pin ③	Zwischenlage / Tip pad ④	Kniehebel / Lever ⑤	Schraube zu Kniehebel / Lever screw ⑥
V70.070.012.075	Z00.416.012.000	Z00.417.012.000	Z00.418.012.000	Z00.419.012.000
V70.070.019.075	Z00.416.019.000	Z00.417.019.000	Z00.418.019.000	Z00.419.019.000
V80.070.019.075	Z00.416.019.000	Z00.417.019.000	Z00.418.019.000	Z00.419.019.000


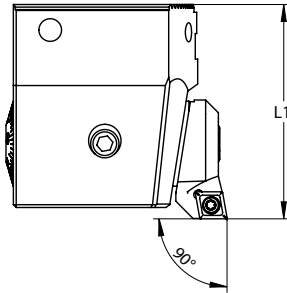
BT-EBUFF

Feinbohrkopf 90°

- Zustellgenauigkeit von 0.01mm im Durchmesser
- Schneidenträger ist im Lieferumfang enthalten

Fine Boring head 90°

- 0.01mm diametrical adjustment
- insert holder included



Bestell-Nr. / Order number	L1	Wendeplatte / Insert	kg	Schneidenträger / insert holder
V90.070.030.075	75	CC . . 09 T3 . .	2.14	T14.030.067.009

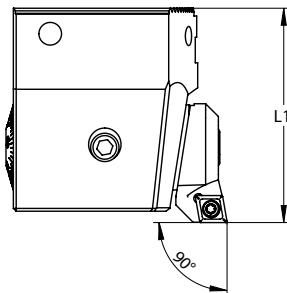
BT-EBUFF DIGITAL

Feinbohrkopf 90°


- Zustellgenauigkeit von 0.01mm im Durchmesser
- Schneidenträger ist im Lieferumfang enthalten

Fine Boring head 90°

- 0.01mm diametrical adjustment
- insert holder included

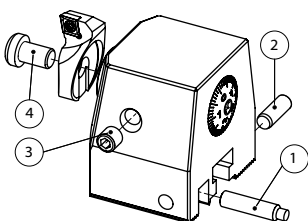


**NEW
DIGITAL**



Bestell-Nr. / Order number	L1	Wendeplatte / Insert	kg	Schneidenträger / insert holder
V90.070.030.075-D	75	CC . . 09 T3 . .	2.14	T14.030.067.009

- Anzeigeeinheit muss separat bestellt werden siehe Seite 3 (GH1.DA4.BG0.077).
- Display unit must be ordered separately see page 3 (GH1.DA4.BG0.077).



Ersatzteile / Zubehör


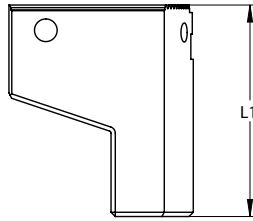
Spare parts / Accessories

Für Feinbohrkopf For fine boring head	Bestell-Nr. / Order number	①	Bestell-Nr. / Order number	②	Bestell-Nr. / Order number	③	Bestell-Nr. / Order number	④
	Einstellschraube / Adjustment screw		Stift / Pin		Klemmschraube / Clamping screw		Befestigungsschraube / Fastening screw	
V90.070.030.075	Z00.570.008.035		Z00.570.008.024		Z00.590.010.020		Z00.314.010.016	
V94.070.065.072	Z00.570.008.035		Z00.570.008.024					

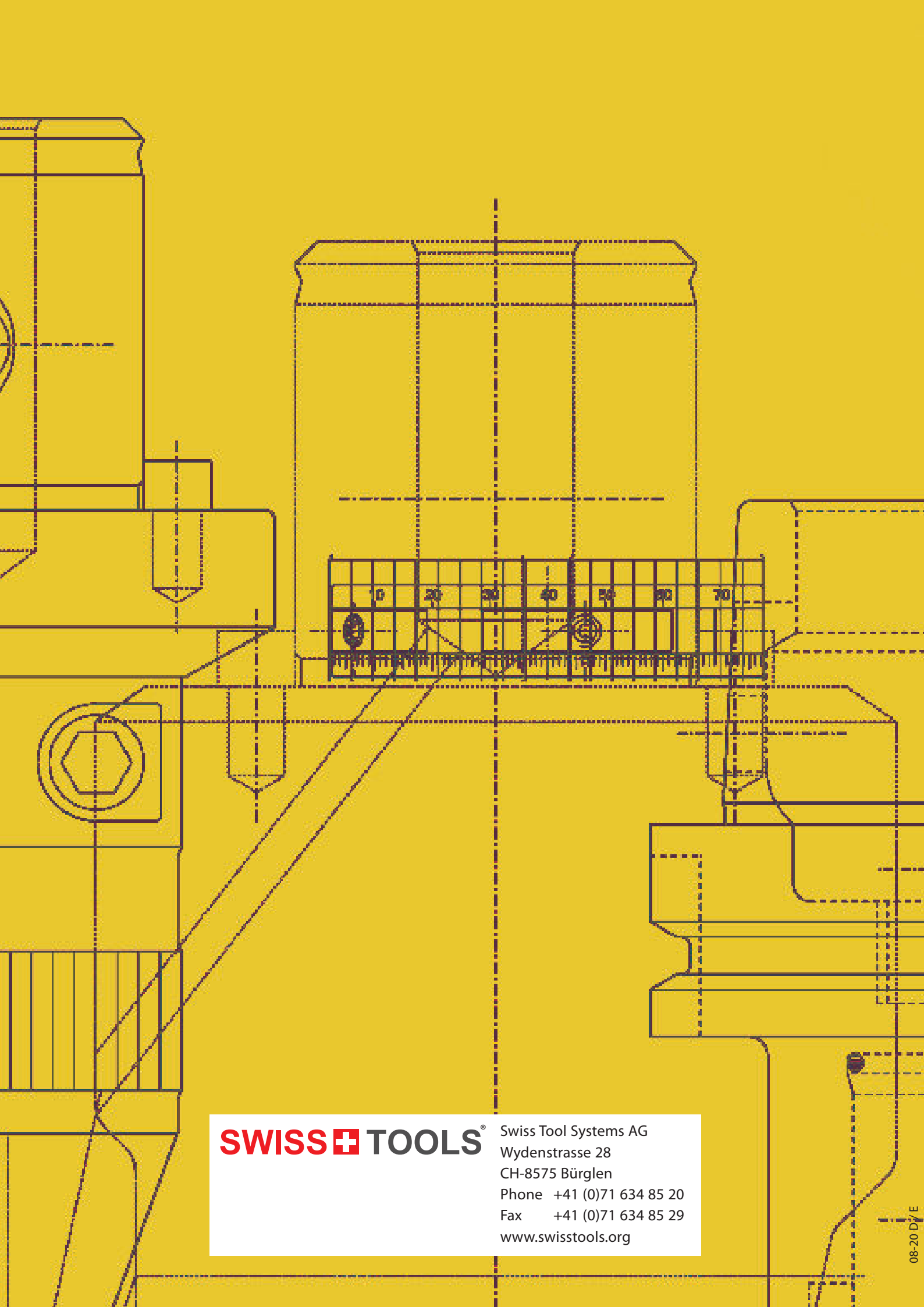
BT-EBUCW

Ausgleichsgewicht

Counter weight



Bestell-Nr. / Order number	L1	kg
V94.070.065.072	74	2.10



SWISS  TOOLS® Swiss Tool Systems AG
Wydenstrasse 28
CH-8575 Bürglen
Phone +41 (0)71 634 85 20
Fax +41 (0)71 634 85 29
www.swisstools.org