




SUPER HYDROBAR HS

BAR FEEDER FOR FIXED AND SLIDING
HEADSTOCK LATHES

DIAMETER RANGE : 2 – 68 MM

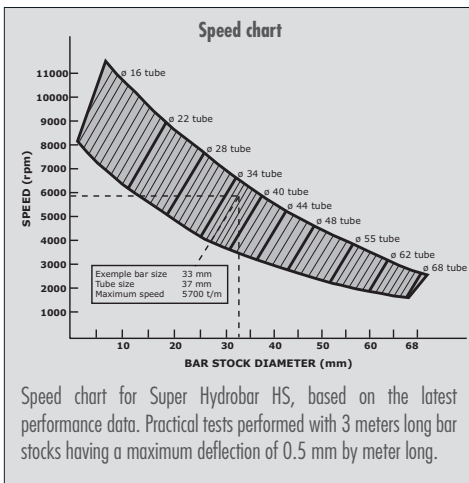


YOUR ONE-STOP-SHOP
FOR MACHINE-TOOL PERIPHERALS



30,000 USERS HAVE PUT THEIR TRUST IN THE ORIGINAL HYDROBAR® TECHNOLOGY SINCE 1975

The Super Hydrobar HS is a manual bar loader designed for producing small and medium batches in a range of diameters from 2-68 mm. It offers maximum flexibility in the most varied lathing conditions. The Super Hydrobar HS can be fitted to all types of lathes. This applies both to CNC lathes and to cam cutters. The apparatus guarantees precise bar guidance at the fastest rotation speeds across the entire range of diameters, thanks to HYDROBAR® technology.



Speed chart for Super Hydrobar HS, based on the latest performance data. Practical tests performed with 3 meters long bar stocks having a maximum deflection of 0.5 mm by meter long.

EXCEPTIONAL PERFORMANCE

The quality of the workpiece surfaces, minimum tolerances and the longevity of cutting tools are constant preoccupations in the lathing industry. The Super Hydrobar HS concept guarantees reliability and unsurpassed performance.

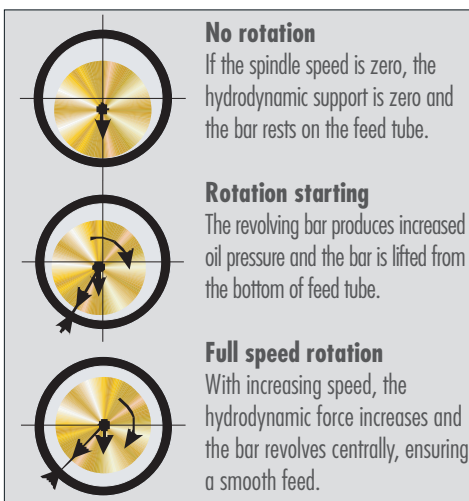
If the barstock is satisfying the applicable quality standards, the Super Hydrobar HS guarantees the highest maximum rotation speeds for a range of diameters from 2-68 mm. Its hydrodynamic-effect hydraulic system ensures quiet, vibration-free operation, allowing a substantial improvement in the condition of the surfaces, narrower tolerances and increased service life of tools.



CHANGING DIAMETERS

The time taken to change diameters is an important factor in production costs. The Super Hydrobar HS allows diameters to be changed in less than a minute.


The Super Hydrobar HS features an index ring with a lever for quickly selecting the appropriate guide tube for the diameter of the bar to be manufactured. All you need to do is index the tube in the position corresponding to the new diameter to be produced and the lathe is ready. The machine is fitted with an electromechanical system for detecting the end of the bar.



HYDRODYNAMIC EFFECT

The rotation of round and profiled bars up to the highest speeds without vibration is possible thanks to the original Hydrobar technology applied on the Super Hydrobar HS.

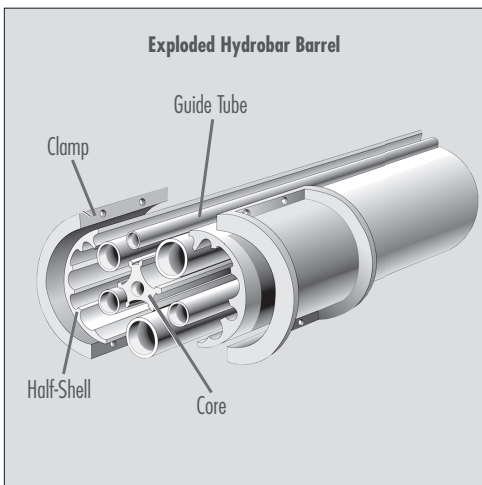
Pressurized oil is introduced behind the pusher piston, which advances the bar into the lathe spindle. The adjustable system, situated in the piston, distributes the oil evenly between the bar and the guide tube, creating the hydrodynamic effect.



LOADING A BAR


For loading a new bar, the Super Hydrobar HS is fitted with a tube swing out system.

The bar is changed by laterally pivoting the tube. The Super Hydrobar HS can be equipped with a longitudinal retraction system. This option can be fitted to lathes with mobile headstocks or with poorly accessible spindles.



MODULARITY

The Hydrobar HS comes in three models. Two models have 6 tubes, with maximum capacities of 46 mm and 68 mm; one model has 3 tubes, specially designed for lathes with mobile headstocks with a maximum diameter of 10 to 28 mm.



WHAT ABOUT SPINDLE LINERS?

Finally, LNS manufacture and supply top-quality, professional liners designed specially for the operational demands of all magazine bar loaders. This, in combination with the Super Hydrobar HS, guarantees improved guiding at lower costs.

Three-tube model for maximum lathe capacity of 10 to 28 mm

Types	Tubes-ø (mm)	Bar stocks-ø (mm)
HYS 3.28 HS	30-24-16	8-28
HYS 3.26 HS	28-22-16	8-26
HYS 3.25 HS	27-21-14	6-25
HYS 3.24 HS	26-20-14	6-24
HYS 3.22 HS	24-18-12	4-22
HYS 3.20 HS	22-15-8	3-20
HYS 3.18 HS	20-14-8	3-18
HYS 3.16 HS	18-13-6	2-16
HYS 3.12 HS	14-10-6	2-12
HYS 3.10 HS	11-8-6	2-10

Six-tube model for maximum lathe capacity of 26 to 46 mm

Types	Tubes-ø (mm)	Bar stocks-ø (mm)
HYS 6.46 HS	48-42-36-30-24-16	8-46
HYS 6.45 HS	47-42-36-30-24-16	8-45
HYS 6.42 HS	44-40-34-28-22-14	6-42
HYS 6.40 HS	42-38-34-28-22-14	6-40
HYS 6.36 HS	38-34-30-24-18-12	4-36
HYS 6.32 HS	34-30-26-21-16-10	3-32
HYS 6.30 HS	32-28-24-19-14-8	3-30
HYS 6.26 HS	28-24-20-16-12-8	3-26

Six-tube model for maximum lathe capacity of 50 to 68 mm

Types	Tubes-ø (mm)	Bar stocks-ø (mm)
HYS 6.68 HS	70-62-55-48-40-32	24-68
HYS 6.65 HS	68-62-55-48-40-32	24-65
HYS 6.60 HS	63-58-52-44-36-28	20-60
HYS 6.55 HS	58-52-45-38-30-22	14-55
HYS 6.52 HS	54-48-42-34-26-18	10-52
HYS 6.50 HS	52-46-40-32-24-16	8-50

IMPORTANT :

A wide range of size can be accommodated according to lathe capacity.

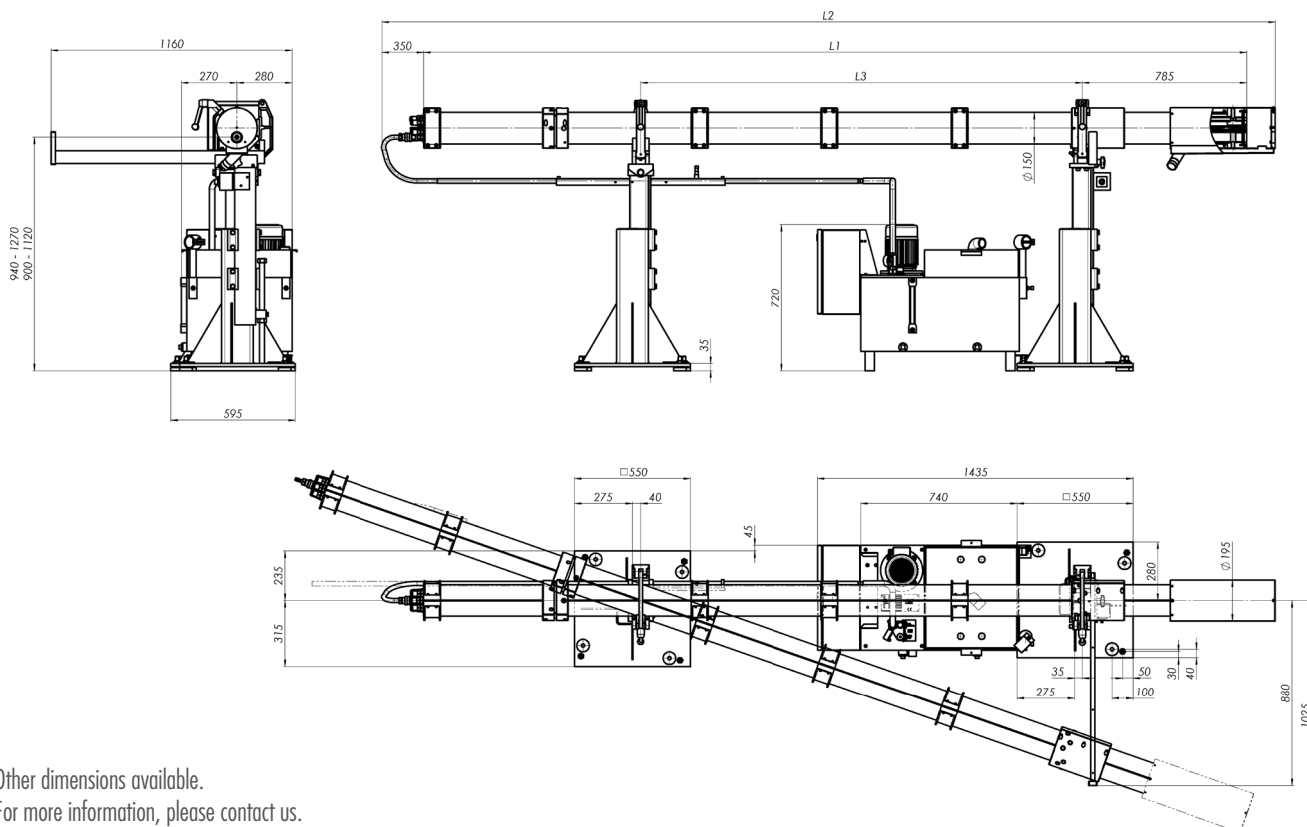
TECHNICAL SPECIFICATIONS

YOUR ONE-STOP-SHOP FOR MACHINE-TOOL PERIPHERALS

LNS provides a full range of bar feeders, chip conveyors, coolant management systems and air filtration systems which is second to none on the market. We are known in the industry for the solid expertise we have gained over several decades in an exceptionally wide range of applications, our excellent customer service and technical support. This support is ensured by highly qualified technicians who are available at key locations throughout Europe.

Capacity		
Diameter	mm	ø 2 – 68
Bar length	mm	6000 max.
Loading system		Tube swing out system
Loading side		Right/Left
Applications		
Type of headstock		Fixed/Sliding
Diameter change		
Complete change	mins	1
Driving system		
Drive		Hydraulic pressure
Guide		Hydrodynamic/tube
Oil		120L, ISO VG 100
Option		
200 mm or 600 mm longitudinal movement		

FLOOR PLAN (MM)*



*Other dimensions available.
For more information, please contact us.



LNS Europe
Route de Frinwillier
2534 Orvin
Switzerland

+41 32 358 02 00
LNS@LNS-europe.com
www.LNS-europe.com