



## ALPHA 212 S3

AUTOMATIC BAR FEEDING SYSTEM FOR FIX  
AND SLIDING HEADSTOCK LATHES

Diameter range: 2 – 12 mm



YOUR ONE-STOP-SHOP  
FOR MACHINE-TOOL PERIPHERALS



## RELIABLE, HASSLE-FREE BAR MANAGEMENT AND LOADING FROM 2 TO 12 MM

Thanks to the storage platform, the bars can be easily managed, sorted and separated by the operator. Pulling each bar into the barfeed's screw loading system guarantees an accurate and reliable way to load the bars into the guiding zone. No setup of the magazine required, no risk of misloading.

The standard screw set features 14 bars, from  $\varnothing$  2 to 12 mm. An optional screw set extends the capacity to 20 bars, for bars up to  $\varnothing$  7 mm.




## INTEGRATED 2-IN-1 GUIDING CHANNELS TO COVER THE WHOLE RANGE

The dual channels  $\varnothing$ 8 /  $\varnothing$ 13 mm provide an optimal guiding of the bars over the whole barfeed range. To change the channel size, simply turn the channels upside down and insert them back into the chassis.



## ACCURATE BAR POSITIONING THROUGH SERVO-DRIVE TECHNOLOGY

Using a servo drive, the bar is carefully advanced and measured, then brought into the lathe spindle for final positioning. The servo technology allows the fastest movements in a controlled way to achieve accurate and reliable bar positioning.




## QUICK AND SIMPLE CHANGEOVER

To shorten the downtime in changeover, the pusher collet can be changed in less than 2 minutes (when working in the same channel size).


The self-centering vice efficiently does not need any adjustment in most conditions. A pressure regulator helps optimizing the clamping force in special conditions: very small bars, soft material or thin wall tubing.





## PERFECT BAR GUIDING THROUGH INNOVATIVE SECTIONAL CHANNEL COVER

A multiple, setup-free, sectional guiding channel cover ensures ideal guiding of small bars at high rpm's, by opening only sections of the cover as the pusher feeds through the guiding zone, maintaining the other sections – where the bar is rotating – firmly closed.



## RELIABLE HEADSTOCK SYNCHRONIZATION

An electromechanical synchronization device connects the headstock of the machine to the pusher, allowing safe movements of the bar in perfect synchronization with the sliding headstock's movements.



## MOBILE REMOTE CONTROL WITH TOUCHSCREEN

The remote control with a colour, operator-friendly touchscreen (HMI) allows an easy setting and interface via menu-controlled icons, the bar feeder and the lathe. This ensures that the production process can be performed reliably and efficiently.

The HMI is impressive due to its simple layout and ease of operation. It displays setting parameters, alarm descriptions and operating faults.

Settings can be easily configured in less than one minute.

The operator simply enters the parameters for the material into the HMI:

- Bar diameter
- Size of guide channel
- Feeding length

The HMI automatically sets the following parameters:

- Feed force
- Feed rate
- Feeding length



## MAXIMUM CONVENIENCE

As standard, the Alpha 212 S3 is equipped with a longitudinal movement system which is monitored by a safety switch. This device facilitates access to the lathe for maintenance or repair work. For the lathes which operate with or without guide bush, an adjustable two-positions movement system can optionally be supplied.

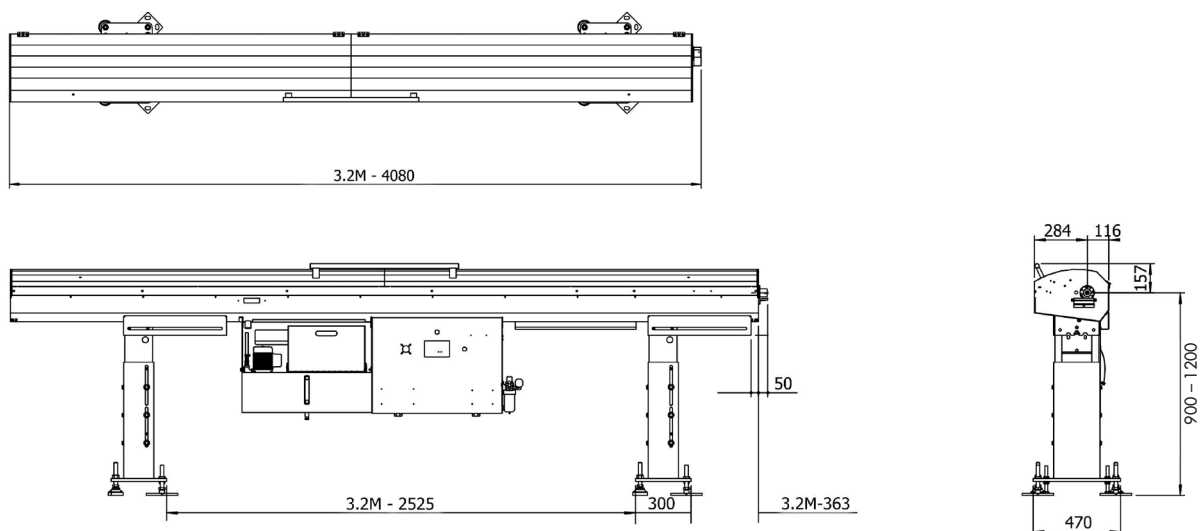
## YOUR ONE-STOP-SHOP FOR MACHINE-TOOL PERIPHERALS

LNS provides a full range of bar feeders, chip conveyors, coolant management systems and air filtration systems which is second to none on the market. We are known in the industry for the solid expertise we have gained over several decades in an exceptionally wide range of applications, our excellent customer service and technical support. This support is ensured by highly qualified technicians who are available at key locations throughout Europe.

## TECHNICAL SPECIFICATIONS

Capacity		Alpha 212 S3
Diameter	mm	ø 2 – 12
Bar length 3 m	mm	3200
Loading system		Screw
Loading capacity		Up to 20 bars
Loading side		Right/Left
Application		
Headstock		Fixed/Sliding
Synchronization		Electromechanical
Remnant length		Min. 90 mm / Max. 300 mm
Remote control		Colour touchscreen
Longitudinal movement	mm	400
Changeover		
Diameter changeover	min	2 (within the guiding channel range)
Full diameter changeover	min	10 (for all guiding elements)
Driving system		
Motor		Servo motor
Drive		Belt
Guide		Hydrodynamic / Guiding channel
Oil		30 L, ISO VG 100
Options		
Adjustable 2-positions longitudinal movement		

## FLOOR PLAN (MM)



LNS Europe  
Route de Frinvillier  
2534 Orvin  
Switzerland

+41 32 358 02 00  
LNS@LNS-europe.com  
www.LNS-europe.com